

**UNITED STATES
SECURITIES AND EXCHANGE COMMISSION**
WASHINGTON, D.C. 20549

FORM 10-K

**ANNUAL REPORT PURSUANT TO SECTION 13 OR 15(d) OF THE
SECURITIES EXCHANGE ACT OF 1934**

For the fiscal year ended December 31, 2016

OR

**TRANSITION REPORT PURSUANT TO SECTION 13 OR 15(d) OF THE
SECURITIES EXCHANGE ACT OF 1934**

For the transition period from _____ to _____

COMMISSION FILE NO. 001-10308

AVIS BUDGET GROUP, INC.

(Exact name of Registrant as specified in its charter)

DELAWARE

(State or other jurisdiction of incorporation or organization)

06-0918165

(I.R.S. Employer Identification Number)

**6 SYLVAN WAY
PARSIPPANY, NJ**

(Address of principal executive offices)

07054

(Zip Code)

973-496-4700

(Registrant's telephone number, including area code)

SECURITIES REGISTERED PURSUANT TO SECTION 12(b) OF THE ACT:

TITLE OF EACH CLASS	NAME OF EACH EXCHANGE ON WHICH REGISTERED
Common Stock, Par Value \$.01	The NASDAQ Global Select Market
Preferred Stock Purchase Right	The NASDAQ Global Select Market

SECURITIES REGISTERED PURSUANT TO SECTION 12(g) OF THE ACT: None

Indicate by check mark if the registrant is a well-known seasoned issuer, as defined in Rule 405 of the Securities Act. Yes No

Indicate by check mark if the registrant is not required to file reports pursuant to Section 13 or Section 15(d) of the Act. Yes No

Indicate by check mark whether the registrant (1) has filed all reports required to be filed by Section 13 or 15(d) of the Securities Exchange Act of 1934 during the preceding 12 months (or for such shorter period that the Registrant was required to file such reports), and (2) has been subject to such filing requirements for the past 90 days. Yes No

Indicate by check mark whether the registrant has submitted electronically and posted on its corporate Web site, if any, every Interactive Data File required to be submitted and posted pursuant to Rule 405 of Regulation S-T (§ 232.405 of this chapter) during the preceding 12 months (or for such shorter period that the registrant was required to submit and post such files). Yes No

Indicate by check mark if disclosure of delinquent filers pursuant to Item 405 of Regulation S-K (§229.405 of this chapter) is not contained herein, and will not be contained, to the best of registrant's knowledge, in definitive proxy or information statements incorporated by reference in Part III of this Form 10-K or any amendment to this Form 10-K.

Indicate by check mark whether the registrant is a large accelerated filer, an accelerated filer, a non-accelerated filer or a smaller reporting company. See the definition of "large accelerated filer", "accelerated filer" and "smaller reporting company" in Rule 12b-2 of the Exchange Act.

Large accelerated filer

Accelerated filer

Non-accelerated filer

Smaller reporting company

Indicate by check mark whether the registrant is a shell company (as defined in Rule 12b-2 of the Act). Yes No

As of June 30, 2016, the aggregate market value of the registrant's common stock held by non-affiliates of the registrant was \$2,911,952,460 based on the closing price of its common stock on the NASDAQ Global Select Market. All executive officers and directors of the registrant have been deemed, solely for the purpose of the foregoing calculation, to be "affiliates" of the registrant.

As of January 31, 2017, the number of shares outstanding of the registrant's common stock was 85,991,536.

DOCUMENTS INCORPORATED BY REFERENCE

Portions of the registrant's definitive proxy statement to be mailed to stockholders in connection with the registrant's annual stockholders' meeting scheduled to be held on May 16, 2017 (the "Annual Proxy Statement") are incorporated by reference into Part III hereof.

TABLE OF CONTENTS

<u>Item</u>	<u>Description</u>	<u>Page</u>
PART I		
1	Business	3
1A	Risk Factors	23
1B	Unresolved Staff Comments	34
2	Properties	34
3	Legal Proceedings	35
4	Mine Safety Disclosures	35
PART II		
5	Market for Registrant's Common Equity, Related Stockholder Matters and Issuer Purchases of Equity Securities	36
6	Selected Financial Data	39
7	Management's Discussion and Analysis of Financial Condition and Results of Operations	41
7A	Quantitative and Qualitative Disclosures about Market Risk	55
8	Financial Statements and Supplementary Data	56
9	Changes in and Disagreements with Accountants on Accounting and Financial Disclosure	56
9A	Controls and Procedures	56
9B	Other Information	59
PART III		
10	Directors, Executive Officers and Corporate Governance	60
11	Executive Compensation	60
12	Security Ownership of Certain Beneficial Owners and Management and Related Stockholder Matters	60
13	Certain Relationships and Related Transactions, and Director Independence	60
14	Principal Accountant Fees and Services	60
PART IV		
15	Exhibits and Financial Statement Schedules	61
	Signatures	62

FORWARD-LOOKING STATEMENTS

Certain statements contained in this Annual Report on Form 10-K may be considered “forward-looking statements” as that term is defined in the Private Securities Litigation Reform Act of 1995. The forward-looking statements contained herein are subject to known and unknown risks, uncertainties, assumptions and other factors that may cause our actual results, performance or achievements to be materially different from those expressed or implied by any such forward-looking statements. Forward-looking statements include information concerning our future financial performance, business strategy, projected plans and objectives. These statements may be identified by the fact that they do not relate to historical or current facts and may use words such as “believes,” “expects,” “anticipates,” “will,” “should,” “could,” “may,” “would,” “intends,” “projects,” “estimates,” “plans,” and similar words, expressions or phrases. The following important factors and assumptions could affect our future results and could cause actual results to differ materially from those expressed in such forward-looking statements:

- the high level of competition in the vehicle rental industry and the impact such competition may have on pricing and rental volume;
- a change in travel demand, including changes in airline passenger traffic;
- a change in our fleet costs as a result of a change in the cost of new vehicles, manufacturer recalls, disruption in the supply of new vehicles, and/or a change in the price at which we dispose of used vehicles either in the used vehicle market or under repurchase or guaranteed depreciation programs;
- the results of operations or financial condition of the manufacturers of our cars, which could impact their ability to perform their payment obligations under our agreements with them, including repurchase and/or guaranteed depreciation arrangements, and/or their willingness or ability to make cars available to us or the rental car industry as a whole on commercially reasonable terms or at all;
- any change in economic conditions generally, particularly during our peak season or in key market segments;
- our ability to continue to achieve and maintain cost savings and successfully implement our business strategies;
- our ability to obtain financing for our global operations, including the funding of our vehicle fleet through the issuance of asset-backed securities and use of the global lending markets;
- an occurrence or threat of terrorism, pandemic disease, natural disasters, military conflict or civil unrest in the locations in which we operate;
- our dependence on third-party distribution channels, third-party suppliers of other services and co-marketing arrangements with third parties;
- our ability to utilize derivative instruments, and the impact of derivative instruments we utilize, which can be affected by fluctuations in interest rates, gasoline prices and exchange rates, changes in government regulations and other factors;
- our ability to accurately estimate our future results;
- any major disruptions in our communication networks or information systems;
- our exposure to uninsured or unpaid claims in excess of historical levels;
- risks associated with litigation, governmental or regulatory inquiries, or any failure or inability to comply with laws, regulations or contractual obligations or any changes in laws, regulations or contractual obligations, including with respect to personally identifiable information and taxes;
- any impact on us from the actions of our licensees, dealers and independent contractors;

- any substantial changes in the cost or supply of fuel, vehicle parts, energy, labor or other resources on which we depend to operate our business;
- risks related to our indebtedness, including our substantial outstanding debt obligations and our ability to incur substantially more debt;
- our ability to meet the financial and other covenants contained in the agreements governing our indebtedness;
- risks related to tax obligations and the effect of future changes in accounting standards;
- risks related to completed or future acquisitions or investments that we may pursue, including any incurrence of incremental indebtedness to help fund such transactions and our ability to promptly and effectively integrate any acquired businesses;
- risks related to protecting the integrity of our information technology systems and the confidential information of our employees and customers against security breaches, including cyber-security breaches; and
- other business, economic, competitive, governmental, regulatory, political or technological factors affecting our operations, pricing or services, including uncertainty and instability related to potential withdrawal of countries from the European Union.

We operate in a continuously changing business environment and new risk factors emerge from time to time. New risk factors, factors beyond our control, or changes in the impact of identified risk factors may cause actual results to differ materially from those set forth in any forward-looking statements. Accordingly, forward-looking statements should not be relied upon as a prediction of actual results. Moreover, we do not assume responsibility for the accuracy and completeness of those statements. Other factors and assumptions not identified above, including those discussed in “Management’s Discussion and Analysis of Financial Condition and Results of Operations” set forth in Item 7, in “Risk Factors” set forth in Item 1A and in other portions of this Annual Report on Form 10-K, may contain forward-looking statements and involve uncertainties that could cause actual results to differ materially from those projected in such statements.

Although we believe that our assumptions are reasonable, any or all of our forward-looking statements may prove to be inaccurate and we can make no guarantees about our future performance. Should unknown risks or uncertainties materialize or underlying assumptions prove inaccurate, actual results could differ materially from past results and/or those anticipated, estimated or projected. Except to the extent of our obligations under the federal securities laws, we undertake no obligation to release any revisions to any forward-looking statements, to report events or to report the occurrence of unanticipated events. For any forward-looking statements contained in any document, we claim the protection of the safe harbor for forward-looking statements contained in the Private Securities Litigation Reform Act of 1995.

PART I

ITEM 1. BUSINESS

Except as expressly indicated or unless the context otherwise requires, the “Company,” “Avis Budget,” “we,” “our” or “us” means Avis Budget Group, Inc. and its subsidiaries. “Avis,” “Budget,” “Budget Truck,” “Zipcar,” “Payless,” “Apex,” “Maggiore” and “France Cars” refer to our Avis Rent A Car System, LLC, Budget Rent A Car System, Inc., Budget Truck Rental, LLC, Zipcar, Inc., Payless Car Rental, Inc., Apex Car Rentals, Maggiore Rent S.p.A. and AAA France Cars SAS operations, respectively, and, unless the context otherwise requires, do not include the operations of our licensees, as further discussed below.

OVERVIEW

We are a leading global provider of vehicle rental and car sharing services, operating three of the most recognized brands in the industry through Avis, Budget and Zipcar. We are a leading vehicle rental operator in North America, Europe, Australia, New Zealand and certain other regions we serve. We and our licensees operate the Avis and Budget brands in approximately 180 countries throughout the world. We generally maintain a leading share of airport car rental revenue in North America, Europe, Australia and New Zealand, and we operate one of the leading truck rental businesses in the United States.

Our brands are differentiated to help us meet a wide range of customer needs throughout the world. Avis is a leading rental car supplier positioned to serve the premium commercial and leisure segments of the travel industry, and Budget is a leading rental vehicle supplier focused primarily on more value-conscious segments of the industry.

On average, our rental fleet totaled approximately 600,000 vehicles and we completed more than 39 million vehicle rental transactions worldwide in 2016. We generate approximately 70% of our vehicle rental revenue from on-airport locations and approximately 30% of our revenue from off-airport locations. We also license the use of the Avis and Budget trademarks to licensees in areas in which we do not operate directly. Our brands have an extended global reach with more than 11,000 car and truck rental locations throughout the world, including approximately 5,000 car rental locations operated by our licensees. We believe that Avis, Budget and Zipcar enjoy complementary demand patterns with mid-week commercial demand balanced by weekend leisure demand.

Our Zipcar brand is the world's leading car sharing company, with more than one million members in the United States, Canada and Europe. We operate Budget Truck, one of the leading truck rental businesses in the United States, with a fleet of approximately 22,000 vehicles that operate through a network of approximately 1,000 dealer-operated and 480 Company-operated locations throughout the continental United States. We also own Payless, a car rental brand that operates in the deep-value segment of the industry; Apex, which is a leading deep-value car rental brand in New Zealand and Australia; Maggiore, a leading vehicle rental brand in Italy; and France Cars, which operates one of the largest light commercial vehicle fleets in France. We also have investments in certain of our Avis and Budget licensees outside of the United States, including joint ventures in India and China.

COMPANY HISTORY

Founded in 1946, Avis is believed to be the first company to rent cars from airport locations. Avis expanded its geographic reach throughout the United States through growth in licensed and Company-operated locations in the 1950s and 1960s. In 1963, Avis introduced its award winning “We try harder®” advertising campaign, which was recognized as one of the top ten advertising campaigns of the 20th century by Advertising Age magazine.

HFS Incorporated acquired Avis in 1996 and merged with our predecessor company in 1997, with the combined entity being renamed Cendant Corporation. The Company is a Delaware corporation headquartered in Parsippany, New Jersey.

In 2002, Cendant acquired the Budget brand and Budget vehicle rental operations in North America, Australia and New Zealand. Budget was founded in 1958 as a car rental company for the value-conscious vehicle rental

customer and grew its business rapidly during the 1960s, expanding its rental car offerings throughout North America and significantly expanding its Budget truck rental business in the 1990s.

In 2006, Cendant completed the sales and spin-offs of several significant subsidiaries and changed its name to Avis Budget Group, Inc. In 2011, we expanded our international operations with the acquisition of Avis Europe, which was previously an independently-owned licensee operating the Avis and Budget brands in Europe, the Middle East and Africa, and the Avis brand in Asia. Upon the completion of the acquisition of Avis Europe, the Avis and Budget brands were globally re-united under a single company, making Avis Budget Group one of the largest vehicle rental companies in the world.

In 2013, we acquired Zipcar, the world's leading car sharing company, to further increase our growth potential and our ability to better serve a greater variety of our customers' mobility needs. In 2012 and 2013, we acquired our Apex and Payless brands, respectively, which allowed us to expand our presence in the deep-value segment of the car rental industry. In 2014, we also acquired our long-standing Budget licensee for Southern California and Las Vegas, which further expanded our Company-operated locations in the United States. In 2015, we acquired the operations of our former Avis and Budget licensees in Brazil, Norway, Sweden and Denmark; our Avis licensee in Poland; and Maggiore, a leading provider of vehicle rental services in Italy. In 2016, we acquired France Cars, a privately held vehicle rental company based in France, to significantly expand our presence in the French market. These acquisitions have allowed us to further expand our global footprint of Company-operated locations.

We have a long history of innovation in the vehicle rental and car sharing business, including:

- in 1973, we launched our proprietary Wizard system, a constantly updated information-technology system that is the backbone of our operations;
- in 1987, we introduced our Roving Rapid Return program, powered by a handheld computer device that allows customers to bypass the car return counter;
- in 1996, we became one of the first car rental companies to accept online reservations;
- in 2000, we introduced Avis Interactive, the first Internet-based reporting system in the car rental industry;
- in 2009, we launched what we believe to be the first car rental iPhone application in the United States;
- in 2012, we believe that our Avis brand became the first in the industry to offer mobile applications to customers on all major mobile platforms;
- in 2015, our Avis brand was the first in the industry to offer an Android application that allows customers to use voice-activated technology to make, confirm or cancel their car rental reservations;
- in 2015, our Avis brand was the first U.S. car rental company to offer an application for the Apple Watch, which enables our customers to email themselves a car rental receipt and view current, upcoming and past car rental reservations from their wrists;
- in 2015, we continued to expand our use of yield management systems, which the Company designed to help optimize its decision-making with respect to pricing and fleet management; and
- in 2016, we introduced *Avis Now*, a mobile app-enabled rental process that provides Avis customers with greater control of their rental experience using their smartphone or tablet device.

Our Zipcar operations have been a constantly innovating pioneer in using advanced vehicle technologies as the first car sharing company in the United States to develop a self-service solution to manage the complex interactions of real-time, location-based activities inherent in a large-scale car sharing operation, including new member application, reservations and keyless vehicle access, fleet management and member management. Zipcar was also the first to allow members to reserve the specific make, model and type of car by phone, Internet or wireless mobile device. In 2015, Zipcar introduced Instant Join and Drive, a technology innovation that

dramatically reduces the time it takes to become a Zipcar member, and the flexibility to make both round-trip and one-way reservations.

Since becoming an independent vehicle rental services company in 2006, we have focused on strengthening our brands, our operations, our technology, our competitiveness and our profitability. In conjunction with these efforts, we have implemented process improvements impacting virtually all areas of the business; realized significant cost savings through the integration of acquired businesses with our pre-existing operations; achieved reductions in operating and selling, general and administrative expenses, including significant reductions in staff; assessed location, segment and customer profitability to address less-profitable aspects of our business; implemented price increases and changes to our sales, marketing and affinity programs to improve profitability; and sought to better optimize our acquisition, deployment and disposition of fleet in order to lower costs and better meet customer demand.

SEGMENT INFORMATION

We categorize our operations into two reporting segments:

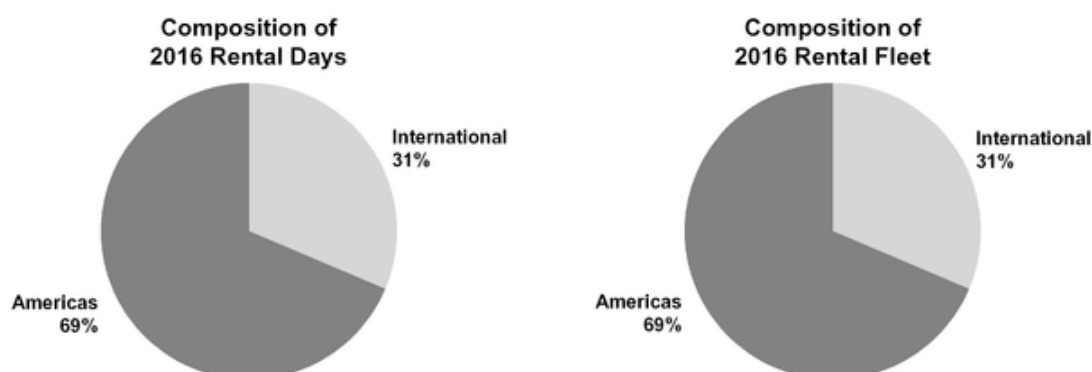
- *Americas*, which provides and licenses the Company's brands to third parties for vehicle rentals and ancillary products and services in North America, South America, Central America and the Caribbean, and operates the Company's car sharing business in certain of these markets; and
- *International*, which provides and licenses the Company's brands to third parties for vehicle rentals and ancillary products and services in Europe, the Middle East, Africa, Asia, Australia and New Zealand, and operates the Company's car sharing business in certain of these markets.

The following table presents key operating metrics for each of our two reporting segments:

	Total 2016 Rental Days	Average 2016 Time and Mileage ("T&M") Revenue per Day	Average 2016 Rental Fleet Size
Americas	101 million	\$40.38	385,000
International	46 million	\$32.01	177,000
Total Company	147 million		562,000

Note: Operating metrics exclude Zipcar and U.S. truck rental operations, which had average fleets of 14,000 and 22,000 vehicles, respectively.

The following graphs present the composition of our rental days and our average rental fleet in 2016, by segment:



Financial data for our segments and geographic areas are reported in Note 19-Segment Information to our Consolidated Financial Statements included in Item 8 of this Annual Report on Form 10-K.

OUR STRATEGY

Our objective is to strategically accelerate our growth, strengthen our global position as a leading provider of vehicle rental services, enhance our customers' rental experience, control costs and drive efficiency throughout the organization. We expect to achieve our goals by focusing our efforts on the following core strategic initiatives:

- ***Strategically Accelerate Growth.*** We have pursued and will continue to pursue numerous opportunities intended to increase our revenues and make disproportionate contributions to our earnings. For instance:
 - We are focused on promoting car class upgrades, adjusting our mix of vehicles to match customer demand, growing our rentals to small-business and international travelers, increasing the number of rentals that customers book through our own websites and mobile applications, increasing the proportion of transactions in which customers prepay us, and expanding our ancillary revenues derived from offering additional ancillary products and services to the rental transactions of an increasing percentage of our customers. We believe these efforts will not only enhance the rental experience, but also generate incremental revenue and add to profitability.
 - We are focused on yield management and pricing optimization in an effort to increase the rental fees we earn per rental day. We have implemented, and plan to continue to implement, new technology systems that strengthen our yield management and enable us to tailor our product, service and price offerings not only to meet our customers' needs, but also in response to actions taken by our competitors. We expect to continue to adjust our pricing to bolster profitability and match changes in demand.
 - We continue to see significant growth opportunities related to our Zipcar brand. We expect to increase our Zipcar membership base by growing the number of businesses, government agencies and universities that Zipcar serves within its existing markets, as well as expanding the brand into new markets where our existing car rental presence will help enable the introduction of Zipcar's car sharing services. We expect that such growth will include making more Zipcars available at airport locations, offering one-way usage of Zipcars at certain locations, cross-marketing partnerships through our well-established corporate and affinity relationships and expanding our car sharing footprint outside of the United States.
 - We continue to focus on addressing the need of the deep-value segment of the vehicle rental industry with our Payless and Apex brands and look to increase our profitability in this segment as we grow our revenues.
- ***Strengthening Our Global Position.*** While we currently operate, either directly or through licensees, in approximately 180 countries around the world, we will continue to strengthen and further expand our global footprint through organic growth and potentially through acquisitions, joint ventures, licensing agreements or other relationships:
 - In countries where we have Company-operated locations, we will continue to identify opportunities to add new rental locations, to grant licenses to independent third parties for regions where we do not currently operate and/or do not wish to operate directly, to strengthen the presence of our brands and to re-acquire previously granted license rights in certain cases.
 - In countries operated by licensees, including our joint ventures in India and China, we will seek to ensure that our licensees are well positioned to realize the growth potential of our brands in those countries and are aggressively growing their presence in those markets, and we expect to consider the re-acquisition of previously granted license rights in certain cases.
 - Zipcar represents a substantial growth opportunity for us as we believe that there are numerous geographic markets outside the United States, particularly in Europe and the Asia Pacific region, where Zipcar's proven car sharing model can be utilized to meet substantial, currently unmet transportation needs.

- **Enhancing Customers' Rental Experience.** We are committed to serving our customers and enhancing their rental experience, including through our *Customer Led, Service Driven*[™] initiative, which is aimed at improving our customers' rental experience with our brands, our systems and our employees. Following extensive reviews of the ways, places and occasions in which our brands, our systems and our employees interact with existing and potential customers, we have implemented actions that further enhance the service we provide at these customer "touch points." For example:
 - With significant input from our customers, we created our *Avis Now* mobile application, which provides our Avis customers a new and innovative way to control many elements of their rental experience via their smartphone or tablet device. Through the *Avis Now* application, our customers are able to view which cars are available in real-time; exchange or upgrade a car prior to or while on the rental lot; confirm, cancel or extend a rental; add ancillary products; return a car without assistance; view their rental agreement; confirm their fuel level at beginning and end of rental as well as miles driven; and obtain assistance on demand.
 - We offer *Avis Preferred Select & Go*[™], a vehicle-choice program for customers, have revised our rental agreements and receipts to improve transparency, and offer mobile applications to accept reservations and to better communicate with customers. We have also continued improving the overall customer experience by focusing on our understanding of and improving upon our customer service practices, soliciting more feedback from our customers and expanding our customer-service-oriented training of our employees.
 - We continue to upgrade our technology, to make the reservation, pick-up and return process more convenient and user-friendly, with a particular emphasis on enabling and simplifying our customers' online interactions with us.

We expect to continue to invest in these efforts, with a particular emphasis on self-service technologies that we believe will allow us to serve customers more effectively and efficiently.

- **Controlling Costs and Driving Efficiency throughout the Organization.** We have continued our efforts to rigorously control costs. We continue to aggressively reduce expenses throughout our organization, and we have consistently eliminated or reduced significant costs through the integration of acquired businesses. In addition:
 - We continued to develop and implement our Performance Excellence process improvement initiative to increase efficiencies, reduce operating costs and create sustainable cost savings using LEAN, Six Sigma and other tools. This global initiative has generated substantial savings since its implementation and is expected to continue to provide incremental benefits.
 - We have taken significant actions to further streamline our administrative and shared-services infrastructure through a restructuring program that identifies and replicates best practices, leverages the scale and capabilities of third-party service providers, and will increase the global standardization and consolidation of non-rental-location functions over time.
 - We have implemented initiatives to integrate our acquired businesses, to realize cost efficiencies from combined maintenance, systems, technology and administrative infrastructure, as well as fleet utilization benefits and savings by combining our car rental and car sharing fleets at times to reduce the number of unutilized vehicles.
 - We have also continued to implement technology solutions, including self-service voice reservation technology, mobile communications with customers and fleet optimization technologies to reduce costs, and we will further continue to pursue innovative solutions to support our strategic initiatives.

We believe such steps will continue to aid our financial performance.

In 2016, we continued to refine our strategies to further emphasize supporting and strengthening our brands, increasing our margins, and seizing growth and efficiency opportunities as mobility solutions continue to evolve. In

executing our strategy, we plan to continue to position our distinct and well-recognized global brands to focus on different segments of customer demand, complemented by our other brands in their respective regional markets. With Avis as a premium brand preferred more by corporate and upscale leisure travelers, Budget as a mid-tier brand preferred more by value-conscious travelers, Payless as a deep-value brand, Maggiore, France Cars and Apex as well-recognized regional brands and Zipcar offering its members an economical alternative to car ownership, we believe we are able to target a broad range of demand, particularly since the brands often share the same operational and administrative infrastructure while providing differentiated though consistently high levels of customer service.

Since our Avis brand represents approximately 60% of our revenue and is recognized as a global leader in vehicle rental services, we are particularly focused on maintaining and building its reputation as a reliably high-quality service provider. Our investment in technology, including the roll-out of our *Avis Now* mobile application and new Avis websites, is a key part of our efforts. We have also increased our marketing activities in support of the Avis and Budget brands.

We aim to provide vehicles, products, services and pricing, to use various marketing channels and to maintain marketing affiliations and corporate account contracts that complement each brand's positioning. We plan to continue to invest in our brands through a variety of efforts, including television commercials, print advertisements and on-line and off-line marketing. We see particular growth opportunities for our Budget brand in Europe, as Budget's share of airport car rentals is significantly smaller in Europe than in other parts of the world, and for Zipcar internationally, where the brand's proven car sharing model can be expanded into numerous geographic markets.

In executing our strategy, we are keenly focused on identifying and implementing actions that will increase our margins over the next several years. We see significant potential in the areas of optimizing our pricing, customer mix and sales of ancillary products and services; optimizing our procurement, deployment and disposition of vehicles, including increased use of non-auction channels for selling our cars; continuing to drive operational efficiency in our business; and applying connected-car/in-vehicle systems and other emerging technologies in our operations. Our margins have increased significantly from 2010 to 2016, and we see opportunities to continue the trend of longer-term margin growth.

We also believe that new technologies and evolving customer preferences that favor the rental or sharing of vehicles rather than personal car ownership represent important opportunities for us to meet new and growing consumer and commercial demand for the types of products and services that we provide. We see our Zipcar brand expanding into new markets and providing new transportation solutions, such as one-way trips, to both shape and satisfy consumers' needs. In addition, we believe there are substantial opportunities for our Avis and Budget brands to benefit and grow as mobility solutions and vehicle-related technologies evolve.

We operate in a highly competitive industry, and our results can be impacted by external factors, such as travel demand and uncertain economic conditions in various parts of the world. We seek to mitigate our exposure to risks in numerous ways, including delivering upon the core strategic initiatives described above and through continued optimization of fleet levels to match changes in demand for vehicle rentals, maintenance of liquidity to fund our fleet and our operations, and adjustments in the size, nature and terms of our relationships with vehicle manufacturers.

OUR BRANDS AND OPERATIONS

OUR BRANDS

Our Avis, Budget and Zipcar brands are three of the most recognized brands in our industry. We believe that we enjoy significant benefits from operating our Avis and Budget brands to target different rental customers but share the same maintenance facilities, fleet management systems, technology and administrative infrastructure. In addition, we are able to recognize significant benefits and savings by combining our car rental and car sharing maintenance activities and fleets at times to reduce the number of unutilized cars and to meet demand peaks. We believe that Avis, Budget and Zipcar all enjoy complementary demand patterns with mid-week commercial demand balanced by weekend leisure demand. We also operate the Apex and Payless brands, which operate in the deep-value segment of the car rental industry, and augment our Avis, Budget and Zipcar brands.

Avis

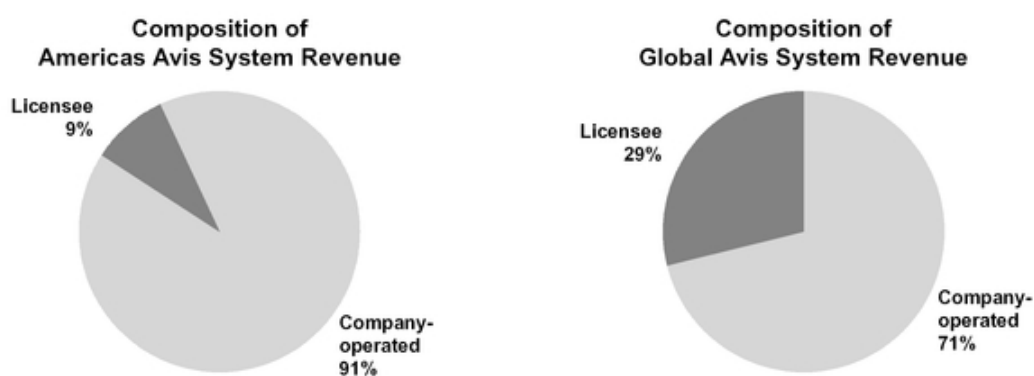
Avis is a leading rental car supplier positioned to serve the premium commercial and leisure segments of the travel industry. The Avis brand provides high-quality car rental services at price points generally above non-branded and value-branded national car rental companies. We operate or license the Avis car rental system (the “Avis System”), one of the largest car rental systems in the world, comprised of approximately 5,500 locations worldwide, including in virtually all of the largest commercial airports and cities in the world.

We operate approximately 2,750 Avis car rental locations worldwide, in both the on-airport and off-airport, or local, rental markets. In 2016, our Avis operations generated total revenue of approximately \$5.1 billion, of which approximately 63% (or \$3.2 billion) was derived from operations in the Americas. In addition, we license the Avis brand to other independent commercial owners in approximately 2,750 locations throughout the world. In 2016, approximately 71% of the Avis System total revenue was generated by our Company-operated locations and the remainder was generated by locations operated by independent licensees, which generally pay royalty fees to us based on a percentage of applicable revenue.

The table below presents the approximate number of locations that comprise the Avis System:

	Avis System Locations		
	Americas	International	Total
Company-operated locations	1,550	1,200	2,750
Licensee locations	700	2,050	2,750
Total Avis System Locations	2,250	3,250	5,500

The graphs below present the approximate composition of the Americas Avis System revenue and global Avis System revenue in 2016:



In 2016, Avis derived approximately \$1.8 billion and \$1.8 billion (or 50% and 50%) of its vehicle rental revenue from commercial and leisure customers, respectively, and \$2.5 billion and \$1.1 billion (or 70% and 30%) of its vehicle rental revenue from customers renting at airports and locally, respectively.

We offer Avis customers a variety of premium services, including:

- *Avis Now*, a mobile application-enabled process that allows customers to reserve, confirm, choose or upgrade their car, add ancillary products, open and close or extend rentals, and, in the case of certain connected vehicles, lock and unlock the vehicle, using their smartphone or tablet device.
- *Avis Preferred*, a frequent renter rewards program that offers counter bypass at major airport locations and reward points for every dollar spent on vehicle rentals and related products;
- *Avis Preferred Select & Go*, a service that allows customers at certain locations to select an alternate vehicle or upgrade their vehicle choice without visiting the rental counter;

- Avis Signature Series, a selection of luxury vehicles including BMWs, Corvettes, Mercedes and Maseratis;
- rental of portable GPS navigation units, tablets and in-dash satellite radio service;
- availability of premium, sport and performance vehicles as well as eco-friendly vehicles, including gasoline/electric hybrids;
- roadside assistance;
- e-receipts;
- a 100% smoke-free car rental fleet in North America;
- electronic toll collection services that allow customers to pay highway tolls without waiting in toll booth lines;
- amenities such as Avis Access, a full range of special products and services for drivers and passengers with disabilities;
- Avis Interactive, a proprietary management tool that allows corporate clients to easily view and analyze their rental activity via the Internet, permitting these clients to better manage their travel budgets and monitor employee compliance with applicable travel policies; and
- supporting online interactions with our customers through various mobile platforms, including an application for the Apple Watch and an Android application featuring voice-activated reservations.

Avis has been named the leading car rental company in customer loyalty in the Brand Keys Customer Loyalty Engagement Index for the seventeen consecutive years. In addition, Avis was named to the 2016 Brand Keys Loyalty Leaders List and received numerous other awards.

Budget

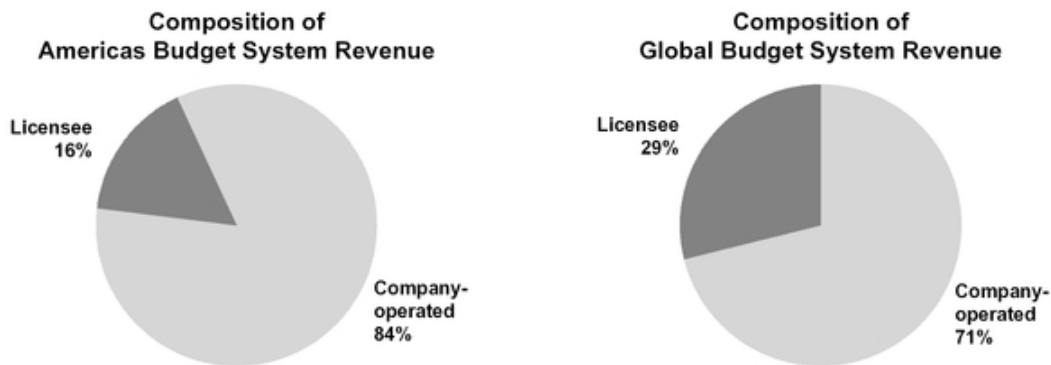
Budget is a leading rental car supplier focused primarily on more value-conscious segments of the industry. We operate or license the Budget vehicle rental system (the "Budget System"), which is comprised of approximately 4,050 car rental locations and represents one of the largest car rental systems in the world. The Budget System encompasses locations at most of the largest airports and cities in the world.

We operate approximately 2,050 Budget car rental locations worldwide. In 2016, our Budget car rental operations generated total revenue of approximately \$2.5 billion, of which 83% (or \$2.1 billion) was derived from operations in the Americas. We also license the Budget System to independent commercial owners who operate approximately 2,000 locations worldwide. In 2016, approximately 71% of the Budget System total revenue was generated by our Company-operated locations with the remainder generated by locations operated by independent licensees, which generally pay royalty fees to us based on a percentage of applicable revenue.

The table below presents the approximate number of locations that comprise the Budget System:

	Budget System Locations		
	Americas	International	Total
Company-operated locations	1,400	650	2,050
Licensee locations	650	1,350	2,000
Total Budget System Locations	2,050	2,000	4,050

The graphs below present the approximate composition of the Americas Budget System revenue and global Budget System revenue in 2016:



In 2016, Budget derived approximately \$1.3 billion and \$435 million (or 75% and 25%) of its vehicle rental revenue from leisure and commercial customers, respectively, and \$1.3 billion and \$427 million (or 75% and 25%) of its vehicle rental revenue from customers renting at airports and locally, respectively.

Budget offers its customers several products and services similar to Avis, such as portable GPS navigation units, roadside assistance, electronic toll collection, emailed receipts and refueling options, as well as a mobile application that allows customers to reserve, modify and cancel reservations on their smartphone, special rental rates for frequent renters and Budget's Fastbreak service, an expedited rental service for frequent travelers.

In 2016, Budget received numerous awards, including for its award-winning loyalty program, Unlimited Rewards[®], which was selected by Travel Weekly as a 2016 Gold Magellan Award Winner.

Zipcar

Founded in 2000, Zipcar operates the world's leading membership-based car sharing network that provides "wheels when you want them" to more than one million members, also known as "Zipsters," in over 30 major metropolitan areas, over 550 college campuses and in more than 500 cities and towns across the United States, Canada and Europe. Zipcar provides its members self-service vehicles in reserved parking spaces located in residential neighborhoods, business districts, college campuses, business office complexes and airports.

Our members may reserve vehicles by the hour or by the day at rates that include gasoline, insurance and other costs associated with vehicle ownership, and they can make their reservations through Zipcar's reservation system, which is available by phone, Internet or through the Zipcar application on their smartphone. Our members have the flexibility to choose from a variety of makes and models of vehicles depending on their specific needs and desires for each trip and the available Zipcars in their neighborhoods. The flexibility and affordability of our service, as well as broader consumer trends toward responsible and sustainable living, provide a significant platform for future growth.

We continue to make substantial investment in refining, innovating and enhancing Zipcar's operations and fleet management systems, and we have integrated numerous elements of Zipcar's operations and fleet management into our existing processes. We believe that the experience that we have gained and continue to accumulate while growing and operating our network is a key advantage, informing our decisions regarding our existing operations and services as well as our plans for expansion.

Zipcar offers its members the freedom of on-demand access to a fleet of vehicles at any hour of the day or night, in their neighborhood or in any of our Zipcar cities and locations. Benefits to members include:

- *Cost-effective alternative to car ownership* - Members pay for time they reserve the vehicle and have no responsibility for the additional costs and hassles associated with car ownership, including parking, gasoline, taxes, registration, insurance, maintenance and lease payments.

- *Convenience and accessible fleet* - Zipcars are interspersed throughout local neighborhoods, colleges and corporate campuses where they are parked in reserved parking spaces and garages within an easy walk of where our members live, study and work. Members can book a designated vehicle online, by phone or via their mobile device, unlock the selected vehicle using a keyless entry card (called a "Zipcard"), and drive away. Because each Zipcar has a designated parking space, members are spared the often time-consuming undertaking of finding an available parking spot.
- *Freedom and control* - We provide our members with much of the freedom associated with car ownership while being complementary to public transportation options. Like car owners, our members can choose when and where they want to drive. They also have the added benefit of being able to choose, based upon the readily available Zipcars in their neighborhoods, the make, model and type of vehicle they want to drive based on their specific needs and desires for each trip.
- *Responsible and sustainable living* - We are committed to providing our members with socially responsible, sustainable options that support the global environment, their communities and city livability. Studies show that car sharing reduces the number of miles driven, the number of personally-owned vehicles on the road and carbon emissions.
- *Zipcar for Universities* - We provide college students, faculty, staff and local residents living in or near rural and urban campuses with access to Zipcars. Zipcars are located on over 550 college and university campuses. Our program for universities helps university administrators maximize the use of limited parking space on campus and reduce campus congestion while providing an important amenity for students, faculty, staff and local residents. In some cases, Zipcar may be the only automobile transportation available to students, since many traditional rental car services have higher age restrictions.
- *Zipcar for Business* - We provide companies with a business-friendly alternative to providing company cars with car-sharing programs that give their employees convenient, on-demand access to vehicles at exclusive rates. Zipcar for Business also allows easy billing, enabling members to charge driving to the driver or directly to their employer.

In 2016, we expanded Zipcar's ONE>WAY program in selected markets, allowing members in more locations to take on-demand one-way trips. We also opened the first pilot of Zipcar's "floating" car sharing product in Brussels, allowing members to drive one-way and leave the car in any designated space. The Zipcar brand has continued to be recognized as the world's leading car sharing network and for the quality of the customer experience it offers.

Budget Truck

Our Budget Truck rental business is one of the largest local and one-way truck rental businesses in the United States. Our Budget Truck fleet is comprised of approximately 22,000 vehicles that are rented through a network of approximately 1,000 dealers and 480 Company-operated locations throughout the continental United States. These dealers are independently-owned businesses that generally operate other retail service businesses. In addition to their principal businesses, the dealers rent our light- and medium-duty trucks to consumers and to our commercial accounts and are responsible for collecting payments on our behalf. The dealers receive a commission on all truck and ancillary equipment rentals. The Budget Truck rental business serves both the consumer and light commercial sectors. The consumer sector consists primarily of individuals who rent trucks to move household goods on either a one-way or local basis. The light commercial sector consists of a wide range of businesses that rent light- to medium-duty trucks, which we define as trucks having a gross vehicle weight of less than 26,000 pounds, for a variety of commercial applications.

Other Brands

Our Payless brand is a leading rental car supplier positioned to serve the deep-value segment of the car rental industry. We operate or license the Payless brand, which is comprised of approximately 240 vehicle rental locations worldwide, including approximately 90 Company-operated locations and more than 150 locations operated by licensees. Company-operated Payless locations are primarily located in North America, the majority of which are at or near major airports. Payless' base T&M fees are often lower than those of larger, more

established brands, but Payless has historically achieved a greater penetration of ancillary products and services with its customers. The Payless business model allows the Company to extend the life cycle of a portion of our fleet, as we “cascade” certain vehicles that exceed certain Avis and Budget age or mileage thresholds to be used by Payless.

Our Apex brand operates primarily in the deep-value segment of the car rental industry in New Zealand and Australia, where we have approximately 25 Apex rental locations. Apex operates its own rental fleet, separate from Avis and Budget vehicles and generally older and less expensive than vehicles offered by Avis, Budget and other traditional car rental companies. Apex generates substantially all of its reservations through its proprietary websites and contact center and typically has a greater than average length of rental. The substantial majority of Apex locations are at or near major airport locations.

Our Maggiore brand is a leading vehicle rental brand in Italy, where we operate or license more than 130 rental locations under the Maggiore name. Our Maggiore brand has a strong domestic reputation in the commercial, leisure and insurance replacement/leasing segments and benefits from a strong presence at airport, off-airport and railway locations. We have integrated numerous elements of Maggiore’s operations and fleet management into our existing processes.

Our France Cars brand operates one of the largest light commercial vehicle fleets in France from more than 60 rental locations. With the purchase of France Cars in December 2016, we further increased our ability to serve customers’ needs for vans and light trucks throughout France.

RESERVATIONS, MARKETING AND SALES

Reservations

Our customers can make vehicle rental reservations through our brand-specific websites and through our toll-free reservation centers, by calling a specific location directly, through brand-specific mobile applications, through online travel agencies, through travel agents or through selected partners, including many major airlines, associations and retailers. Travel agents can access our reservation systems through all major global distribution systems (“GDSs”), which provide information with respect to rental locations, vehicle availability and applicable rate structures.

Our Zipcar members may reserve cars by the hour or by the day through Zipcar’s reservation system, which is accessible through the Zipcar website, through the Zipcar application on their smartphone or by phone. We also provide two-way SMS texting, enabling us to proactively reach out to members during their reservation via their mobile device to manage their reservation, including instant reservation extension.

In 2016, we generated approximately 29% of our vehicle rental reservations through our brand-specific websites, 10% through our contact centers, 25% through GDSs, 14% through online travel agencies, 12% through direct-connect technologies and 10% through other sources. Virtually all of our Zipcar car sharing reservations were generated online or through our Zipcar mobile applications. We use a voice reservation system that allows customers to conduct certain transactions such as confirmation, cancellation and modification of reservations using self-service interactive voice response technology. In addition to our Zipcar mobile applications, we have also developed Avis and Budget mobile applications for various mobile platforms, allowing our customers to more easily manage their car rental reservations on their mobile devices.

Marketing and Sales

We support our brands through a range of marketing channels and campaigns, including traditional media, such as television, radio and print advertising, as well as Internet and email marketing and wireless mobile device applications. We also utilize a customer relationship management system that enables us to deliver more targeted and relevant offers to customers across both online and offline channels and allows our customers to benefit through better and more relevant marketing, improved service delivery and loyalty programs that reward frequent renters with free rental days and car class upgrades.

We use social media to promote our brands and provide our customers with the tools to interact with our brands electronically through multiple web-based platforms. We also use digital marketing activities to drive international reservations.

Our Zipcar brand also utilizes localized marketing initiatives, which include low-cost, word-of-mouth marketing strategies and the use of marketing “brand ambassadors” that target potential members on a more personal, local level. These efforts highlight simple messages that communicate the benefits of “wheels when you want them.” Zipcar members also actively recruit new members as incentivized by Zipcar’s member referral program, which awards driving credit for new member referrals.

In 2016, we maintained, expanded or entered into marketing alliances with key marketing partners that include brand exposure and cross-marketing opportunities for each of the brands involved. For example, in 2016, we became the exclusive car rental partner of JetBlue Airways and JetBlue’s True Blue loyalty rewards program. We also extended our relationships with American Airlines, AARP, USAA and Aeroplan. Additionally, as the “Official Rental Car of the PGA TOUR,” Avis promoted its products and services to millions of golf enthusiasts worldwide through prominent advertising placements in PGA TOUR television broadcasts, scoreboards at tournaments, online media channels and additional official partner channels.

We continue to maintain strong links to the travel industry and we expanded or entered into marketing alliances with numerous marketing partners in 2016:

- We maintain marketing partnerships with many major airlines, including Air Canada, Air France, Air New Zealand, American Airlines, British Airways, Frontier Airlines, Iberia Airlines, Japan Airlines, JetBlue Airways, KLM, Lufthansa, Qantas, SAS, Southwest Airlines and Virgin America.
- We maintain marketing partnerships with several major hotel companies, including Best Western International, Inc., Hilton Hotels Corporation, Hyatt Corporation, MGM Resorts International, Radisson Hotels and Resorts, Starwood Hotels and Resorts Worldwide, Inc., Universal Parks & Resorts and Wyndham Worldwide.
- We offer customers the ability to earn frequent traveler points with many major airlines’ and hotels’ frequent traveler programs, and we are the exclusive rental partner of the Wyndham Rewards program.
- And we have marketing relationships with numerous non-travel-related entities, including affinity groups, membership organizations, retailers, financial institutions and credit card companies.

In 2016, approximately 61% of vehicle rental transactions from our Company-operated Avis locations were generated by travelers who rented from Avis under contracts between Avis and the travelers’ employers or through membership in an organization with which Avis has a contractual affiliation (such as AARP and Costco Wholesale). Avis maintains marketing relationships with other organizations such as American Express, MasterCard International and Sears, through which we are able to provide their customers with incentives to rent from Avis. Avis licensees also generally have the option to participate in these affiliations.

Additionally, we offer “Unlimited Rewards[®],” an award-winning loyalty incentive program for travel agents, and Avis and Budget programs for small businesses that offers discounted rates, central billing options and rental credits to members. Budget has contractual arrangements with American Express, MasterCard International and other organizations, which offer members incentives to rent from Budget.

Budget Truck also maintains certain truck-rental-specific marketing and/or co-location relationships, including those with Sears, Simply Self Storage and Extra Space Storage. We also have an exclusive agreement to advertise Budget Truck rental services in the Mover’s Guide, an official U.S. Postal Service change of address product.

Our Zipcar brand also partners with other active lifestyle brands that appeal to our Zipcar members and organizes, sponsors and participates in charitable and community events with organizations important to us and our Zipcar members. Zipcar maintains close relationships with universities that allow us to market to the “next generation consumer” who, upon graduation, may migrate to the major metropolitan areas that we serve, continue their relationship with us and advocate for broad sponsorship of Zipcar membership at their places of work.

Through our Zipcar for Business program, we also offer reduced membership fees and weekday driving rates to employees of companies, federal agencies and local governments that sponsor the use of Zipcars.

LICENSING

We have licensees in approximately 170 countries throughout the world. Royalty fee revenue derived from our vehicle rental licensees in 2016 totaled \$132 million, with approximately \$94 million in our International segment and \$38 million in our Americas segment. Licensed locations are independently operated by our licensees and range from large operations at major airport locations and territories encompassing entire countries to relatively small operations in suburban or rural locations. Our licensees generally maintain separate independently owned and operated fleets. Royalties generated from licensing provide us with a source of high-margin revenue because there are relatively limited additional fixed costs associated with fees paid by licensees to us. Locations operated by licensees represented approximately 50% of our Avis and Budget car rental locations worldwide and approximately 29% of total revenue generated by the Avis and Budget Systems in 2016. We facilitate one-way car rentals between Company-operated and licensed locations, which enables us to offer an integrated network of locations to our customers.

We generally enjoy good relationships with our licensees and meet regularly with them at regional, national and international meetings. Our relationships with our licensees are governed by license agreements that grant the licensee the right to operate independently operated vehicle rental businesses in certain territories. Our license agreements generally provide our licensees with the exclusive right to operate in their assigned territory. These agreements impose obligations on the licensee regarding its operations, and most agreements restrict the licensee's ability to sell, transfer or assign its license agreement and capital stock.

The terms of our license agreements, including duration, royalty fees and termination provisions, vary based upon brand, territory, and original signing date. Royalty fees are generally structured to be a percentage of the licensee's gross rental income. We maintain the right to monitor the operations of licensees and, when applicable, can declare a licensee to be in default under its license agreement. We perform audits as part of our program to assure licensee compliance with brand quality standards and contract provisions. Generally, we can terminate license agreements for certain defaults, including failure to pay royalties or adhere to our operational standards. Upon termination of a license agreement, the licensee is prohibited from using our brand names and related marks in any business. In the United States, these license relationships constitute "franchises" under most federal and state laws regulating the offer and sale of franchises and the relationship of the parties to a franchise agreement.

OTHER REVENUE

In addition to revenue from our vehicle rentals and licensee royalties, we generate revenue from our customers through the sale and/or rental of optional ancillary products and services and membership fees. We offer products to customers that will enhance their rental experience, including collision and loss damage waivers, under which we agree to relieve a customer from financial responsibility arising from vehicle damage incurred during the rental such as additional/supplemental liability insurance or personal accident/effects insurance, products for driving convenience such as portable GPS navigation units, tablet rentals, optional roadside assistance services, fuel service options, electronic toll collection, access to satellite radio and child safety seat rentals. We also supplement our daily truck rental revenue by offering customers automobile towing equipment and other moving accessories such as hand trucks, furniture pads and moving supplies. In addition, we receive payment from our customers for certain operating expenses that we incur, including vehicle licensing fees, as well as airport concession fees that we pay in exchange for the right to operate at airports and other locations. In 2016, approximately 6% of our revenue was generated by the sale of collision and loss damage waivers.

OUR TECHNOLOGIES

Car Rental

We use a broad range of technologies in our car rental operations, substantially all of which are linked to what we call our Wizard system, which is a worldwide reservation, rental, data processing and information management system. The Wizard system enables us to process millions of incoming customer inquiries each day, providing our customers with accurate and timely information about our locations, rental rates and vehicle availability, as well as

the ability to place or modify reservations. Additionally, the Wizard system is linked to all major travel distribution networks worldwide and provides real-time processing for travel agents, travel industry partners (such as airlines and online travel sites), corporate travel departments and individual consumers through our websites or contact centers. The Wizard system also provides personal profile information to our reservation and rental agents to help us better serve our customers.

We also use data supplied from the Wizard system and other third-party reservation and information management systems to maintain centralized control of major business processes such as fleet acquisition and logistics, sales to corporate accounts and determination of rental rates. The principal components of the systems we employ include:

- *Fleet planning model.* We have a comprehensive decision tool to develop fleet plans and schedules for the acquisition and disposition of our fleet, along with fleet age, mix, mileage and cost reports based upon these plans and schedules. This tool allows management to monitor and change fleet volume and composition on a daily basis and to optimize our fleet plan based on estimated business levels and available repurchase and guaranteed depreciation programs. We also use third-party software to further optimize our fleet acquisition, rotation and disposition activities.
- *Yield management.* We have a yield management system which is designed to enhance profits by providing greater control of vehicle availability and rate availability changes at our rental locations. Our system monitors and forecasts supply and demand to support our efforts to optimize volume and rate at each location. Integrated into this yield management system is a fleet distribution module that takes into consideration the costs as well as the potential benefits associated with distributing vehicles to various rental locations within a geographic area to accommodate rental demand at these locations. The fleet distribution module makes specific recommendations for movement of vehicles between locations.
- *Pricing decision support systems.* Pricing in the vehicle rental industry is highly competitive and complex. To improve our ability to respond to rental rate changes in the marketplace, we have utilized sophisticated systems to gather and report competitive industry rental rate changes every day. Our systems, using data from third-party reservation systems as its source of information, automatically scan rate movements and report significant changes to our staff of pricing analysts for evaluation. These systems greatly enhance our ability to gather and respond to rate changes in the marketplace. In 2016, we continued to implement an integrated pricing and fleet optimization tool that has allowed us to test and implement improved pricing strategies and optimization algorithms, as well as automate the implementation of certain price changes.
- *Websites and Mobile Applications.* We have developed brand-specific websites and mobile applications that leverage our technology across brands and provide the flexibility and ease of transacting that our customers demand for their interactions with us. Our websites and apps are optimized for various devices and provide a simple interface for each mode of communication such as computer, smartphone, tablets and other electronic devices.
- *Customer service applications.* Our customer service applications are comprehensive case management systems that our customer care agents use to handle a variety of issues and questions from our customers. Our multi-branded systems interface with our Wizard system and give our agents current and historical information about a caller so that they are better equipped to provide informed and expedited assistance, while at the same time allowing us to be consistent in our case handling and responses.
- *Enterprise data warehouse.* We have developed a sophisticated and comprehensive electronic data storage and retrieval system which retains information related to various aspects of our business. This data warehouse allows us to take advantage of comprehensive management reports and provides easy access to data for strategic decision making for our brands.
- *Sales and marketing systems.* We have developed a sophisticated system of online data tracking which enables our sales force to analyze key account information of our corporate customers including historical and current rental activity, revenue and booking sources, top renting locations, rate usage categories and customer satisfaction data. We use this information, which is updated weekly and captured on a country-by-country basis, to assess opportunities for revenue growth, profitability and improvement.

- *Campaign management.* We have deployed tools that enable us to recognize customer segments and value, and to automatically present appropriate offers on our websites.
- *Interactive adjustments.* We have developed a customer data system that allows us to easily retrieve pertinent customer information and make needed adjustments to completed rental transactions online for superior customer service. This data system links with our other accounting systems to handle any charge card transaction automatically.
- *Interactive voice response system.* We have developed an automated voice response system that enables the automated processing of customer reservation confirmations, cancellations, identification of rental locations, extension of existing rentals and requests for copies of rental receipts over the phone using speech recognition software.

Car Sharing

Our Zipcar car sharing technology was specifically designed and built for our car sharing business and has been continually refined and upgraded to optimize the Zipcar experience for our members. Our fully-integrated platform centralizes the management of our Zipcar reservations, member services, fleet operations and financial systems to optimize member experience, minimize costs and leverage efficiencies. Through this platform, we:

- process new member applications;
- support a mobile application and a website used by members to make and manage reservations and account information;
- manage reservations and keyless vehicle access;
- manage and monitor member interactions and communications, including through interactive voice response systems, email and text messaging;
- integrate with third parties that provide additional services such as gas card and mapping services;
- manage billing and payment processing across multiple currencies;
- manage our car sharing fleet, including scheduled service and cleanings;
- manage vehicle locations and location information, including parking agreements; and
- monitor and analyze key metrics of each Zipcar such as utilization rate, mileage and maintenance requirements.

Each Zipcar is typically equipped with a combination of telematics modules, including a control unit with, mobile data service, radio frequency identification card readers, wireless antennae, wiring harness, vehicle interface modules and transponders for toll systems. This hardware, together with internally developed embedded firmware, vehicle communication protocols and datacenter software, allows us to authorize secure access to our Zipcars from our data centers and provides us with a comprehensive set of fleet management data that is stored in our centralized database.

Interactions between members and our Zipcars are captured in our system, across all communication channels, providing us with knowledge we use to improve our members' experiences and better optimize our business processes. We have built and continue to innovate our technology platform in order to support growth and scalability.

OUR FLEET

We offer a wide variety of vehicles in our rental fleet, including luxury cars and specialty-use vehicles. Our fleet consists primarily of vehicles from the current and immediately preceding model year. We maintain a single fleet of vehicles for Avis and Budget in countries where we operate both brands. The substantial majority of Zipcar's fleet is dedicated to use by Zipcar, but we have developed processes to share vehicles between the Avis/Budget fleet and Zipcar's fleet primarily to help meet Zipcar's demand peaks. We maintain a diverse car rental fleet, in which no vehicle manufacturer represented more than 18% of our 2016 fleet purchases, and we regularly adjust our fleet levels to be consistent with demand. We participate in a variety of vehicle purchase programs with major vehicle manufacturers. In 2016, we purchased vehicles from Audi, BMW, Chrysler, Citroen, Fiat, Ford, General Motors, Hyundai, Kia, Mercedes, Nissan, Opel, Peugeot, Renault, Seat, Toyota, Volkswagen and Volvo, among others. During 2016, approximately 18%, 11% and 9% of the cars acquired for our car rental fleet were manufactured by Ford, General Motors and Chrysler, respectively.

Fleet costs represented approximately 24% of our aggregate expenses in 2016. Fleet costs can vary from year to year based on the prices at which we are able to purchase and dispose of rental vehicles.

In 2016, on average, approximately 44% of our rental car fleet was comprised of vehicles subject to agreements requiring automobile manufacturers to repurchase vehicles at a specified price during a specified time period or guarantee our rate of depreciation on the vehicles during a specified period of time, or were vehicles subject to operating leases. We refer to cars subject to these agreements as "program" cars and cars not subject to these agreements as "risk" cars because we retain the risk associated with such cars' residual values at the time of their disposition. Such agreements typically require that we pay more for program cars and maintain them in our fleet for a minimum number of months and impose certain return conditions, including car condition and mileage requirements. When we return program cars to the manufacturer, we receive the price guaranteed at the time of purchase and are thus protected from fluctuations in the prices of previously-owned vehicles in the wholesale market. In 2016, approximately 64% of the vehicles we disposed of were sold pursuant to repurchase or guaranteed depreciation programs. The future percentages of program and risk cars in our fleet will depend on several factors, including our expectations for future used car prices, our seasonal needs and the availability and attractiveness of manufacturers' repurchase and guaranteed depreciation programs. The Company has agreed to purchase approximately \$7.7 billion of vehicles from manufacturers in 2017.

We dispose of our risk cars largely through automobile auctions, including auctions that enable dealers to purchase vehicles online more quickly than through traditional auctions, as well as through direct-to-dealer sales. In 2016, we continued to expand the number of states that can participate in our Ultimate Test Drive consumer car sales program, which offers customers the ability to purchase our rental vehicles. Alternative disposition channels such as Ultimate Test Drive, online auctions, retail lots and direct to dealer sales represented approximately 39% of our risk vehicle dispositions in the Americas in 2016 and provide us with per-vehicle cost savings compared to selling cars at auctions.

For 2016, our average monthly vehicle rental fleet size (including U.S. rental trucks) ranged from a low of approximately 507,000 vehicles in January to a high of approximately 683,000 vehicles in July. Our average monthly car rental fleet size typically peaks in the summer months. Average fleet utilization for 2016, which is based on the number of rental days (or portion thereof) that vehicles are rented compared to the total amount of time that vehicles are available for rent, ranged from 66% in December to 76% in August. Our calculation of utilization may not be comparable to other companies' calculation of similarly titled statistics.

We place a strong emphasis on vehicle maintenance for customer safety and customer satisfaction reasons, and because quick and proper repairs are critical to fleet utilization. To accomplish this task we employ a fully-certified Automotive Service Excellence manager and have developed a specialized training program for our technicians. Our technician training department prepares its own technical service bulletins that can be retrieved electronically at our repair locations. In addition, we have implemented policies and procedures to promptly address manufacturer recalls as part of our ongoing maintenance and repair efforts.

CUSTOMER SERVICE

We believe our commitment to delivering a consistently high level of customer service across all of our brands is a critical element of our success and strategy. Our *Customer Led, Service Driven*[™] program focuses on improving the overall customer experience based on our research of customer service practices, improved customer insights, executing our customer relationship management strategy and delivering customer-centric employee training.

Our associates and managers at our Company-operated locations are trained and empowered to resolve most customer issues at the location level. We also continuously track customer-satisfaction levels by sending location-specific surveys to recent customers and utilize detailed reports and tracking to assess and identify ways that we can improve our customer service delivery and the overall customer experience. In 2016, we received feedback from more than 2 million customers globally. Our location-specific surveys ask customers to evaluate their overall satisfaction with their rental experience and the likelihood that they will recommend our brands, as well as key elements of the rental experience. Results are analyzed in aggregate and by location to help further enhance our service levels to our customers.

In 2016, we expanded and enhanced our comprehensive case management system that our customer care agents use to consistently and expeditiously handle a variety of issues and questions from our customers.

EMPLOYEES

As of December 31, 2016, we employed approximately 30,000 people worldwide, of whom approximately 8,800 were employed on a part-time basis. Of our approximately 30,000 employees, approximately 20,000 were employed in our Americas segment and 10,000 in our International segment.

In our Americas segment, the majority of our employees are at-will employees and, therefore, not subject to any type of employment contract or agreement. Certain of our executive officers may be employed under employment contracts that specify a term of employment and specify pay and other benefits. In our International segment, we enter into employment contracts and agreements in those countries in which such relationships are mandatory or customary. The provisions of these agreements correspond in each case with the required or customary terms in the subject jurisdiction. Many of our employees are covered by a wide variety of union contracts and governmental regulations affecting, among other things, compensation, job retention rights and pensions.

As of December 31, 2016, approximately 35% of our employees were covered by collective bargaining agreements with various labor unions. We believe our employee relations are satisfactory. We have never experienced a large-scale work stoppage.

AIRPORT CONCESSION AGREEMENTS

We generally operate our vehicle rental and car sharing services at airports under concession agreements with airport authorities, pursuant to which we typically make airport concession payments and/or lease payments. In general, concession fees for on-airport locations are based on a percentage of total commissionable revenue (as defined by each airport authority), subject to minimum annual guaranteed amounts. Concessions are typically awarded by airport authorities every three to ten years based upon competitive bids. Our concession agreements with the various airport authorities generally impose certain minimum operating requirements, provide for relocation in the event of future construction and provide for abatement of the minimum annual guarantee in the event of extended low passenger volume.

OTHER BUSINESS CONSIDERATIONS

SEASONALITY

Our car rental business is subject to seasonal variations in customer demand patterns, with the spring and summer vacation periods representing our peak seasons. We vary our fleet size over the course of the year to help manage any seasonal variations in demand, as well as localized changes in demand.

COMPETITION

The competitive environment for the vehicle rental industry is generally characterized by intense price and service competition among global, local and regional competitors. Competition in our vehicle rental operations is based primarily upon price, customer service quality, including usability of booking systems and ease of rental and return, vehicle availability, reliability, rental locations, product innovation and national or international distribution. In addition, competition is also influenced strongly by advertising, marketing, loyalty programs and brand reputation.

The use of technology has increased pricing transparency among vehicle rental companies by enabling cost-conscious customers to more easily compare on the Internet and their mobile devices the rental rates available from various vehicle rental companies for any given rental. This transparency has further increased the prevalence and intensity of price competition in the industry.

Our vehicle rental and car sharing operations compete primarily with Enterprise Holdings, Inc., which operates the Enterprise, National and Alamo car rental brands; Europcar Group; Hertz Global Holdings, Inc., which operates the Hertz, Dollar and Thrifty brands; and Sixt AG. We also compete with smaller regional vehicle rental and car sharing companies as well as truck rental companies such as U-Haul International, Inc., Penske Truck Leasing Corporation, and Ryder Systems, Inc.

INSURANCE AND RISK MANAGEMENT

Our vehicle rental operations and corporate operations expose us to various types of claims for bodily injury, death and property damage related to the use of our vehicles and/or properties, as well as general employment-related matters stemming from our operations. We generally assume the risk of liability to third parties arising from vehicle rental and car sharing services in the United States, Canada, Puerto Rico and the U.S. Virgin Islands, in accordance with the minimum financial responsibility requirements ("MFRs") and primacy of coverage laws of the relevant jurisdiction. In certain cases, we assume liability above applicable MFRs, but to no more than \$1 million per occurrence, other than in cases involving a negligent act on the part of the Company, for which we purchase insurance coverage for exposures beyond retained amounts from a combination of unaffiliated excess insurers.

In Europe, we insure the risk of liability to third parties arising from vehicle rental and car sharing services in accordance with local regulatory requirements through a combination of insurance policies provided by unaffiliated insurers and through reinsurance. We may retain a portion of the insured risk of liability, including reinsuring certain risks through our captive insurance subsidiary AEGIS Motor Insurance Limited. We limit our retained risk of liability through the unaffiliated insurers. We insure the risk of liability to third parties in Argentina, Australia, Brazil and New Zealand through a combination of unaffiliated insurers and one of our affiliates. These insurers provide insurance coverage supplemental to minimum local requirements.

We offer our U.S. customers a range of optional insurance products and coverages such as supplemental liability insurance, personal accident insurance, personal effects protection, emergency sickness protection, automobile towing protection and cargo insurance, which create additional risk exposure for us. When a customer elects to purchase supplemental liability insurance or other optional insurance related products, we typically retain economic exposure to loss, since the insurance is provided by an unaffiliated insurer that is reinsuring its exposure through our captive insurance subsidiary, Constellation Reinsurance Co., Ltd. Additional personal accident insurance offered to our customers in Europe is underwritten by a third-party insurer, and reinsured by our Avis Budget Europe International Reinsurance Limited subsidiary. We also maintain excess insurance coverage through unaffiliated carriers to help mitigate our potential exposure to large liability losses. We otherwise bear these and other risks, except to the extent that the risks are transferred through insurance or contractual arrangements.

OUR INTELLECTUAL PROPERTY

We rely primarily on a combination of trademark, trade secret and copyright laws, as well as contractual provisions with employees and third parties, to establish and protect our intellectual property rights. The service marks "Avis," "Budget," and "Zipcar" and related marks or designs incorporating such terms and related logos and marks such as "We try harder," and "wheels when you want them" are material to our vehicle rental and car sharing businesses. Our subsidiaries and licensees actively use these marks. All of the material marks used by

Avis, Budget and Zipcar are registered (or have applications pending for registration) with the United States Patent and Trademark Office as well as in foreign jurisdictions. Our subsidiaries own the marks and other intellectual property, including the Wizard system, used in our business. We also own trademarks and logos related to the "Apex Car Rentals" brand in Australia and New Zealand, the "Payless Car Rental" brand in the United States and several other countries, the "Maggiore" brand in Italy and the "France Cars" brand in France.

CORPORATE SOCIAL RESPONSIBILITY

The Company strives to maintain best practices in corporate social responsibility, which includes an emphasis on several key initiatives, including a global ethics and compliance program for all employees worldwide; data protection guidelines aimed at protecting Company and customer data; a competitive employee benefits program; commitments to equal employment opportunities and diversity; offering fuel-efficient rental vehicles; and a commitment to corporate philanthropy through which we give back to the communities in which we operate.

- *Ethical Standards.* We seek to hold our employees to high ethical standards. We place great emphasis on professional conduct, safety and security, information protection and integrity. Our employees are required to follow our Code of Conduct. Our Code of Conduct represents the core of our business philosophy and values and covers numerous areas, including standards of work-related behavior; security of information, systems and other assets; conflicts of interest; securities laws; and community service. We provide employees with training to help understand both our Code of Conduct and how to interpret it in various situations. Failure to comply with our Code of Conduct is grounds for disciplinary action, up to and including termination of employment. Our Third Party Standards of Conduct represent the Company's commitment to fostering sustainable relationships with our business partners, agents, consultants, suppliers and other third parties and ensuring that they uphold ethical, social and environmental standards.
- *Data Protection.* We are committed to taking appropriate measures to properly secure information, records, systems and property. Employees are trained to take particular precautions to protect the Company, our employees, vendors and customers, and, in many cases, themselves, from the unlawful or inappropriate use or disclosure of that information.
- *Employee Benefits Programs.* Our employees are critical to our success. To ensure their well-being and professional growth we generally offer a competitive salary plus incentive compensation potential and comprehensive benefits. In addition, we offer health and welfare benefits that may include a range of training, employee assistance and personal development programs to help employees and their families prosper. Our employee benefits programs are all offered and administered in compliance with applicable local law.
- *Equal Opportunity Employment.* We are committed to providing equal employment opportunity to all applicants and employees without regard to race, color, religion, sex, sexual orientation, age, marital status, national origin, citizenship, physical or mental disability, military veteran status, or any other protected classification under any applicable law. In addition, the Company will reasonably accommodate known disabilities and religious beliefs of employees and qualified applicants.
- *Diversity.* As a growing global organization, the Company is proud of the diversity of its workforce. We strive to attract and retain talented and diverse people throughout our organization. We engage in several initiatives to support diversity throughout our Company, including programs specifically designed to develop female leaders in our organization and our commitment to assisting current and former military personnel. The Company also maintains an industry-leading supplier diversity program to promote the growth and development of suppliers who are disadvantaged, minority-owned or women-owned business enterprises.
- *Sustainability.* As a responsible corporate citizen, we are committed to monitoring, measuring and managing our environmental impact, and working to reduce it where practicable on an ongoing basis. In this regard, the Company has focused on six primary initiatives:
 - *Operations:* Recycling and reducing solid and liquid waste, including motor oil, glass, and tires.

- *Fleet*: Offering our customers a wide variety of vehicles that are environmentally friendly, including as defined by the U.S. Environmental Protection Agency's SmartWay Certification Program.
 - *Outreach*: Partnering with our corporate customers to help them measure and manage the environmental impact of Avis and Budget rental vehicles used by their employees.
 - *Compliance*: Meeting or voluntarily exceeding the requirements of all federal, state and local health, safety and environmental protection laws.
 - *Reduction*: Limiting our use of natural resources, recycling where practicable, whether water, oil, tire rubber, paper, plastic or other materials.
 - *Car Sharing*: Through its Zipcar brand, operating the world's leading car-sharing network, considered to be one of the most environmentally-friendly transportation alternatives available.
- *Philanthropy*. The Company is committed to supporting the communities in which it operates by working with nonprofit organizations focused on assisting those in need. Through relationships with widely-recognized charitable groups and outreach through the Avis Budget Group Charitable Foundation and employee volunteer teams, the Company and its employees contribute to many worthwhile organizations and deserving causes that help improve our communities.

REGULATION

We are subject to a wide variety of laws and regulations in the United States and internationally, including those relating to, among others, consumer protection, insurance products and rates, franchising, customer privacy and data protection, competition, environmental matters, taxes, automobile-related liability, corruption, labor and employment matters, cost and fee recovery, the protection of our trademarks and other intellectual property, and local ownership or investment requirements. Additional information about the regulations that we are subject to can be found in Item 1A - Risk Factors of this Annual Report on Form 10-K.

COMPANY INFORMATION

Our principal executive office is located at 6 Sylvan Way, Parsippany, New Jersey 07054 (our telephone number is 973-496-4700). The Company files electronically with the Securities and Exchange Commission (the "SEC") required reports on Form 8-K, Form 10-Q, Form 10-K and Form 11-K; proxy materials; ownership reports for insiders as required by Section 16 of the Securities Exchange Act of 1934; registration statements and other forms or reports as required. Certain of the Company's officers and directors also file statements of changes in beneficial ownership on Form 4 with the SEC. The public may read and copy any materials that the Company has filed with the SEC at the SEC's Public Reference Room located at 100 F Street, NE, Washington, D.C. 20549. The public may obtain information on the operation of the Public Reference Room by calling the SEC at 800-SEC-0330. Such materials may also be accessed electronically on the SEC's Internet site (sec.gov). The Company maintains a website (avisbudgetgroup.com) and copies of our annual report on Form 10-K, quarterly reports on Form 10-Q, current reports on Form 8-K, Section 16 reports, proxy materials and any amendments to these reports filed or furnished with the SEC are available free of charge in the Investor Relations section of our website, as soon as reasonably practicable after filing with the SEC. Copies of our board committee charters, Codes of Conduct and Ethics, Corporate Governance Guidelines and other corporate governance information are also available on our website. If the Company should decide to amend any of its board committee charters, Codes of Conduct and Ethics or other corporate governance documents, copies of such amendments will be made available to the public through the Company's website. The information contained on the Company's website is not included in, or incorporated by reference into, this Annual Report on Form 10-K.

ITEM 1A. RISK FACTORS

The following is a cautionary discussion of the most significant risks, uncertainties and assumptions that we believe are significant to our business and should be considered carefully in conjunction with all of the other information set forth in this Annual Report on Form 10-K. In addition to the factors discussed elsewhere in this report, the factors described in this item could, individually or in the aggregate, cause our actual results to differ materially from those described in any forward-looking statements. Should unknown risks or uncertainties materialize or underlying assumptions prove inaccurate, actual results could materially differ from past results and/or those anticipated, estimated or projected. Achievement of future results is subject to risks, uncertainties and potentially inaccurate assumptions. Past financial performance may not be a reliable indicator of future performance and historical trends should not be used to anticipate results or trends in future periods.

RISKS RELATED TO OUR BUSINESS***We face risks related to the high level of competition in the vehicle rental industry.***

The vehicle rental industry is highly competitive, with price being one of the primary competitive factors. We risk losing rental volume to the extent that our competitors reduce their pricing and we do not provide competitive pricing or if price increases we seek to implement make us less competitive. If competitive pressures lead us to lose rental volume or match any downward pricing and we are unable to reduce our operating costs, then our financial condition or results of operations could be materially adversely impacted.

Additionally, pricing in the industry is impacted by the size of rental fleets and the supply of vehicles available for rent. Any significant fluctuations in the supply of rental vehicles available in the market due to an unexpected decrease in demand, or actions taken by our competitors to increase market share by acquiring more fleet could negatively affect our pricing, operating plans or results of operations if we are unable to adjust the size of our rental fleet in response to fluctuations in demand.

The risk of competition on the basis of pricing in the truck rental industry can be even more impactful than in the car rental industry because it can be more difficult to reduce the size of our truck rental fleet in response to reduced demand.

We face risks related to fleet costs.

Fleet costs typically represent our single largest expense and can vary from year to year based on the prices that we are able to purchase and dispose of our rental vehicles. In 2016, on average approximately 44% of our rental car fleet was comprised of program cars or vehicles subject to operating leases. Such program cars and leased vehicles enable us to determine our depreciation expense in advance of purchase, which is a significant component of our fleet costs. However, as discussed below, such program cars result in additional exposure to the manufacturers with whom we have such agreements.

We source our fleet from a wide range of auto manufacturers. To the extent that any of these auto manufacturers significantly curtail production, increase the cost of purchasing program cars or decline to sell program cars to us on terms or at prices consistent with past agreements, we may be unable to obtain a sufficient number of vehicles to operate our business without significantly increasing our fleet costs or reducing our volumes.

Our program car purchases also generally provide us with flexibility to reduce the size of our fleet rapidly in response to seasonal demand fluctuations, economic constraints or other changes in demand. This flexibility may be reduced in the future to the extent that we reduce the percentage of program cars in our car rental fleet or features of the programs are altered.

Failure by a manufacturer to fulfill its obligations under any program agreement or incentive payment obligation could leave us with a material expense if we are unable to dispose of program cars at prices estimated at the time of purchase or with a substantial unpaid claim against the manufacturer, particularly with respect to program cars that were either (i) resold for an amount less than the amount guaranteed under the applicable program and therefore subject to a "true-up" payment obligation from the manufacturer; or (ii) returned to the manufacturer but for which we were not yet paid, and therefore we could incur a substantial loss as a result of such failure to perform. Any reduction in the market value of the vehicles in our fleet could effectively increase our fleet costs,

adversely impact our profitability and potentially lead to decreased capacity in our asset-backed car rental funding facilities due to the collateral requirements for such facilities that effectively increase as market values for vehicles decrease.

The costs of our non-program vehicles may also be adversely impacted by the relative strength of the used car market, particularly the market for one- to two-year old used vehicles. We currently sell non-program vehicles through auctions, third-party resellers and other channels in the used vehicle marketplace. Such channels may not produce stable used vehicle prices. A reduction in residual values for non-program vehicles in our rental fleet could cause us to sustain a substantial loss on the ultimate sale of such vehicles or require us to depreciate those vehicles at a more accelerated rate while we own them.

If our ability to sell vehicles in the used vehicle marketplace were to become severely limited at a time when required collateral levels were rising, the outstanding principal amount due under our asset-backed financing facilities may be required to be repaid sooner than anticipated with vehicle disposition proceeds and lease payments we make to our vehicle program subsidiaries. If that were to occur, the holders of our asset-backed debt may have the ability to exercise their right to instruct the trustee to direct the return of program cars and/or the sale of risk cars to generate proceeds sufficient to repay such debt.

We face risks related to safety recalls.

Our vehicles may be subject to safety recalls by their manufacturers that could have an adverse impact on our business when we remove such recalled vehicles from our rentable fleet. We cannot control the number of vehicles that will be subject to manufacturer recalls in the future. Recalls often cause us to retrieve vehicles from customers and/or not to re-rent vehicles until we can arrange for the repairs described in the recalls to be completed. As such, recalls can result in incremental costs, negatively impact our revenues and/or reduce our fleet utilization. If a large number of vehicles were to be the subject of simultaneous recalls, or if needed replacement parts were not in adequate supply, we may be unable to re-rent recalled vehicles for a significant period of time. We could also face liability claims related to vehicles subject to a safety recall. Depending on the nature and severity of the recall, it could create customer service problems, reduce the residual value of the vehicles involved, harm our general reputation and/or have an adverse impact on our financial condition or results of operations.

Weakness in general economic conditions in the United States, Europe and other areas in which we operate, weakness in travel demand and/or a significant increase in fuel costs can adversely impact our business.

If economic conditions in the United States, Europe and/or worldwide were to weaken, including due to uncertainty and instability related to the potential withdrawal of countries from the European Union, our financial condition or results of operations could be adversely impacted.

Any significant airline capacity reductions, airfare or related fee increases, reduced flight schedules, or any events that disrupt or reduce business or leisure air travel or weaken travel demand and tourism, such as work stoppages, military conflicts, terrorist incidents, natural disasters, disease epidemics, or the response of governments to any such events, could have an adverse impact on our results of operations. Likewise, any significant increases in fuel prices, a severe protracted disruption in fuel supplies or rationing of fuel could discourage our customers from renting vehicles or reduce or disrupt air travel, which could also adversely impact our results of operations.

Our truck rental business can be impacted by the housing market. If conditions in the housing market were to weaken, we may see a decline in truck rental transactions, which could have an adverse impact on our business.

We face risks related to our ability to successfully implement our business strategies and to preserve the value of our brands.

Our objective is to focus on strategically accelerating growth, strengthening our global position as a leading provider of vehicle rental services, continuing to enhance our customers' rental experience and controlling costs and driving efficiency throughout the organization. We see significant potential in the areas of optimizing our pricing, customer mix and sales of ancillary products and services; optimizing our procurement, deployment and

disposition of vehicles, including increased use of non-auction channels for selling our cars; and applying connected-car/in-vehicle systems and other emerging technologies in our operations. If we are unsuccessful in implementing our strategic initiatives, our financial condition or results of operations could be adversely impacted.

Since 2014, the Company has taken significant actions to further streamline its administrative and shared-services infrastructure through a restructuring program that identifies and replicates best practices, leverages the scale and capabilities of third-party service providers, and is designed to increase the global standardization and consolidation of non-rental-location functions over time. We cannot be certain that such initiatives will continue to be successful. Failure to successfully implement any of these initiatives could have an adverse impact to our financial condition or results of operations.

Any failure to provide a high-quality reservation and rental experience for our customers and members, to adopt new technologies or to meet evolving customer preferences could substantially harm our reputation and competitiveness, and could adversely impact our financial condition or results of operations.

We face risks related to our Zipcar operations.

We expect that the competitive environment for our car sharing services will become more intense as additional companies, including automobile manufacturers, enter our existing markets or try to expand their operations. Competitors could introduce new solutions with competitive price and convenience characteristics, offer new technologies, undertake more aggressive marketing campaigns than we do or price their products below cost. Such developments could adversely impact our business and result of operations should we be unable to compete with such efforts.

Because Zipcar members are located primarily in cities, we compete for limited parking locations that are convenient to our members or are available on terms that are commercially reasonable to our business. If we are unable to obtain and maintain a sufficient number of parking locations that are convenient to our members, then our ability to attract and retain members could suffer and our business and results of operations could be materially impacted.

We face risks related to political, economic and commercial instability or uncertainty in the countries in which we operate.

Our global operations are dependent upon products manufactured, purchased and sold in the United States and internationally, including in countries with political and economic instability. Operating and seeking to expand business in a number of different regions and countries exposes us to a number of risks, including:

- multiple and potentially conflicting laws, regulations, trade policies and agreements that are subject to change;
- the imposition of currency restrictions, restrictions on repatriation of earnings or other restraints;
- local ownership or investment requirements, as well as difficulties in obtaining financing in foreign countries for local operations;
- varying tax regimes, including consequences from changes in applicable tax laws;
- uncertainty and changes to political and regulatory regimes as a result of changing social, political, regulatory and economic environments in the United States and internationally;
- national and international conflict, including terrorist acts; and
- political and economic instability or civil unrest that may severely disrupt economic activity in affected countries.

The occurrence of one or more of these events may adversely impact our financial condition or results of operations. Our licensees' vehicle rental operations may also be impacted by political, economic and commercial instability, which in turn could impact the amount of royalty payments they make to us.

We face risks related to third-party distribution channels that we rely upon.

We rely upon third-party distribution channels to generate a significant portion of our car rental reservations, including:

- traditional and online travel agencies, airlines and hotel companies, marketing partners such as credit card companies and membership organizations and other entities that help us attract customers; and
- global distribution systems (“GDS”), such as Amadeus, Galileo/Apollo, Sabre and Worldspan, that connect travel agents, travel service providers and corporations to our reservations systems.

Changes in our pricing agreements, commission schedules or arrangements with third-party distribution channels, the termination of any of our relationships or a reduction in the transaction volume of such channels, or a GDS’s inability to process and communicate reservations to us could have an adverse impact on our financial condition or results of operations, particularly if our customers are unable to access our reservation systems through alternate channels.

We face risks related to our leases and vehicle rental concessions.

We lease or have vehicle rental concessions at locations throughout the world, including at airports both in the United States and internationally and train stations throughout Europe where vehicle rental companies are frequently required to bid periodically for the available locations. If we were to lose any lease or vehicle rental concession, particularly at an airport or a train station in a major metropolitan area, there can be no assurance that we would be able to find a suitable replacement on reasonable terms and our business could be adversely impacted.

We face risks related to the seasonality of our business.

In our business, the third quarter of the year has historically been our strongest quarter due to the increased level of summer leisure travel and household moving activity. We vary our fleet size over the course of the year to help manage seasonal variations in demand, as well as localized changes in demand that we may encounter in the various regions in which we operate. In 2016, the third quarter accounted for 30% of our total revenue for the year and was our most profitable quarter as measured by net income and Adjusted EBITDA. Any circumstance or occurrence that disrupts rental activity during the third quarter could have a disproportionately adverse impact on our financial condition or results of operations.

We face risks related to acquisitions, including the acquisition of existing licensees or investments in other related businesses.

We may engage in strategic transactions, including the acquisition of or investment in existing licensees and/or other related businesses. The risks involved in engaging in these strategic transactions include the possible failure to successfully integrate the operations of acquired businesses, or to realize the expected benefits of such transactions within the anticipated time frame, or at all, such as cost savings, synergies or sales or growth opportunities. In addition, the integration may result in material unanticipated challenges, expenses, liabilities or competitive responses, including:

- inconsistencies between our standards, procedures and policies and those of the acquired business;
- the increased scope and complexity of our operations could require significant attention from management and could impose constraints on our operations or other projects;
- unforeseen expenses, delays or conditions, including required regulatory or other third-party approvals or consents;
- an inability to retain the customers, employees, suppliers and/or marketing partners of the acquired business;

- the costs of compliance with U.S. and international laws and regulations, including the acquisition or assumption of unexpected liabilities, litigation, penalties or other enforcement actions;
- provisions in our and the acquired business's contracts with third parties that could limit our flexibility to take certain actions or our ability to retain customers;
- higher than expected costs arising due to unforeseen changes in tax, trade, environmental, labor, safety, payroll or pension policies;
- higher than expected investments required to implement necessary compliance processes and related systems, including accounting systems and internal controls over financial reporting;
- limitations on, or costs associated with, workforce reductions;
- a failure to implement our strategy for a particular acquisition, including successfully integrating the acquired business; and
- the possibility of other costs or inefficiencies associated with the integration and consolidation of operational and administrative systems, processes and infrastructures of the combined company.

Any one of these factors could result in delays, increased costs or decreases in the amount of expected revenues related to combining the companies and could adversely impact our financial condition or results of operations.

We face risks related to our derivative instruments.

We typically utilize derivative instruments to manage fluctuations in interest rates, foreign exchange rates and gasoline prices. The derivative instruments we use to manage our risk are usually in the form of interest rate swaps and caps and foreign exchange and commodity contracts. Periodically, we are required to determine the change in fair value, called the "mark to market," of some of these derivative instruments, which could expose us to substantial mark-to-market losses or gains if such rates or prices fluctuate materially from the time the derivatives were entered into. Accordingly, volatility in rates or prices may adversely impact our financial position or results of operations and could impact the cost and effectiveness of our derivative instruments in managing our risks.

We face risks related to fluctuations in currency exchange rates.

Our international operations generate revenue and incur operating costs in a variety of currencies. The financial position and results of operations of many of our foreign subsidiaries are reported in the relevant local currency and then translated to U.S. dollars at the applicable currency exchange rate for inclusion in our Consolidated Financial Statements. Changes in exchange rates among these currencies and the U.S. dollar will affect the recorded levels of our assets and liabilities in our financial statements. While we take steps to manage our currency exposure, such as currency hedging, we may not be able to effectively limit our exposure to intermediate- or long-term movements in currency exchange rates, which could adversely impact our financial condition or results of operations.

We face risks related to liability and insurance.

Our businesses expose us to claims for bodily injury, death and property damage related to the use of our vehicles, for having our customers on our premises and for workers' compensation claims and other employment-related claims by our employees. We may become exposed to uninsured liability at levels in excess of our historical levels resulting from unusually high losses or otherwise. In addition, liabilities in respect of existing or future claims may exceed the level of our reserves and/or our insurance, which could adversely impact our financial condition and results of operations. Furthermore, insurance with unaffiliated insurers may not continue to be available to us on economically reasonable terms or at all. Should we experience significant liability for which we did not plan, our results of operations or financial position could be negatively impacted.

We reinsure certain insurance exposures as well as offer optional insurance coverages through unaffiliated third-party insurers, which then reinsure all or a portion of their risks through our insurance company subsidiaries that

in turn subjects us to regulation under various insurance laws and statutes, in the jurisdictions in which our insurance company subsidiaries are domiciled. Any changes in regulations that alter or impede our reinsurance obligations or subsidiary operations in all or certain jurisdictions could adversely impact the economic benefits that we rely upon to support our reinsurance efforts, which in turn would adversely impact our financial condition or results of operations.

Optional insurance products that we offer to renters in the United States, including, but not limited to, supplemental liability insurance, personal accident insurance and personal effects protection, are regulated under state laws governing such products. Our car rental operations outside the United States must comply with certain local laws and regulations regarding the sale of supplemental liability and personal accident and effects insurance by intermediaries. Any changes in U.S. or international laws that change our operating requirements with respect to optional insurance products could increase our costs of compliance or make it uneconomical to offer such products, which would lead to a reduction in revenue and profitability. Should more of our customers decline purchasing optional liability insurance products as a result of any changes in these laws or otherwise, our financial condition or results of operations could be adversely impacted.

We offer loss damage waivers to our customers as an option for them to reduce their financial responsibility that may be incurred as a result of loss or damage to the rental vehicle. Certain states in the United States have enacted legislation that mandates disclosure to each customer at the time of rental that damage to the rented vehicle may be covered to some extent by the customer's personal automobile insurance and that loss damage waivers may not be necessary. In addition, some states have statutes that establish or cap the daily rate that can be charged for loss damage waivers. Should new state or federal laws or regulations arise that place new limits on our ability to offer loss damage waivers to our customers, our financial condition or results of operations could be adversely impacted.

If the current federal law that pre-empted state laws that imputed tort liability solely based on ownership of a vehicle involved in an accident were to change, our insurance liability exposure could materially increase.

We may be unable to collect amounts that we believe are owed to us by customers, insurers and other third parties related to vehicle damage claims or liabilities. The inability to collect such amounts in a timely manner or to the extent that we expect could adversely impact our financial condition or results of operations.

Costs associated with lawsuits or investigations or increases in the legal reserves that we establish based on our assessment of contingent liabilities may have an adverse effect on our results of operations.

We are involved in various claims and lawsuits and other legal proceedings that arise in and outside of the ordinary course of our business. We have been subject in the past, and may be in the future, to complaints and/or litigation involving our employees, independent contractors, licensees, customers and others with whom we conduct business based on allegations of discrimination, misclassification as exempt employees under the Fair Labor Standards Act, wage and hourly pay disputes, and various other claims. We could incur substantial costs and adverse outcomes to such complaints or litigation, which could have a material adverse effect on our financial condition or results of operations.

From time to time, the vehicle rental industry or our practices may be reviewed or investigated by regulators, which could lead to tax assessments, enforcement actions, fines and penalties or the assertion of private litigation claims. It is not possible to predict with certainty the outcome of claims, investigations and lawsuits, and we could in the future incur judgments, taxes, fines or penalties or enter into settlements of lawsuits or claims that could have an adverse impact on our financial condition or results of operations. In addition, while we maintain insurance coverage with respect to certain claims, we may not be able to obtain such insurance on acceptable terms in the future, if at all, and any such insurance may not provide adequate coverage against any such claims.

As required by U.S. generally accepted accounting principles ("GAAP"), we establish reserves based on our assessment of actual or potential loss contingencies, including contingencies related to legal claims asserted against us. Subsequent developments may affect our assessment and estimates of the loss contingency recorded as a reserve and require us to make payments in excess of our reserves, which could have an adverse effect on our financial condition or results of operations.

We face risks related to U.S. and international laws and regulations that could impact our global operations.

We are subject to multiple, and sometimes conflicting, laws and regulations in the United States and internationally that relate to, among others, consumer protection, competition, customer privacy and data protection, automotive retail sales, franchising, fraud and anti-bribery, environmental matters, taxes, automobile-related liability, labor and employment matters, currency-exchange and other various banking and financial industry matters, health and safety, insurance rates and products, claims management, protection of our trademarks and other intellectual property and other trade-related laws and regulations in numerous jurisdictions. Recent years have seen a substantial increase in the global enforcement of certain of these laws such as the U.S. Foreign Corrupt Practices Act, the UK Bribery Act and similar foreign laws and regulations. Our continued operation and expansion outside of the United States, including in developing countries, could increase the risk of governmental investigations and violations of such laws. We cannot predict the nature, scope or effect of future regulatory requirements to which our global operations may be subject or the manner in which existing or future laws may be administered or interpreted. Any alleged or actual violations of any law or regulation, change in law or regulation or in the interpretation of existing laws or regulations may subject us to government scrutiny, investigation and civil and criminal penalties, may limit our ability to provide services in any of the countries in which we operate and could result in a material adverse impact on our reputation, business, financial position or results of operations.

In the United States and certain other international locations where we have Company-operated locations, we may recover from consumers various costs associated with the title and registration of our vehicles and certain costs, including concession costs imposed by an airport authority or the owner and/or operator of the premises from which our vehicles are rented. We may in the future be subject to potential U.S. or international laws or regulations that could negatively impact our ability to separately state, charge and recover such costs, which could adversely impact our financial condition or results of operations.

With respect to U.S. and international consumer privacy and data protection laws and regulations in the jurisdictions in which we operate, we may be limited in the types of information that we may collect about individuals with whom we deal or propose to deal, as well as how we collect, process and retain the information that we are permitted to collect, some of which may be non-public personally identifiable information. The centralized nature of our information systems requires the routine flow of information about customers and potential customers across national borders, particularly in the United States and Europe. Should this flow of information become illegal or subject to onerous restrictions, our ability to serve our customers could be negatively impacted for an extended period of time. In addition, our failure to maintain the security of the data we hold, whether as a result of our own error or the actions of others, could harm our reputation or give rise to legal liabilities that adversely impact our financial condition or results of operations. Privacy and data protection regulations impact the ways that we process our transaction information and increase our compliance costs. In addition, the Payment Card Industry imposes strict customer credit card data security standards to ensure that our customers' credit card information is protected. Failure to meet these data security standards could result in substantial increased fees to credit card companies, other liabilities and/or loss of the right to collect credit card payments, which could adversely impact our financial condition or results of operations.

We face risks related to environmental laws and regulations.

We are subject to a wide variety of environmental laws and regulations in the United States and internationally in connection with our operations, including, among other things, with respect to the ownership or use of tanks for the storage of petroleum products, such as gasoline, diesel fuel and motor and waste oils; the treatment or discharge of waste waters; and the generation, storage, transportation and off-site treatment or disposal of solid or liquid wastes. We maintain liability insurance covering our storage tanks. In the United States, we have instituted an environmental compliance program designed to ensure that these tanks are properly registered in the jurisdiction in which they are located and are in compliance with applicable technical and operational requirements. We are also subject to various environmental regulatory requirements in other countries in which we operate. The tank systems located at each of our locations may not at all times remain free from undetected leaks, and the use of these tanks may result in significant spills, which may require remediation and expose us to material liabilities.

We may also be subject to requirements related to the remediation of substances that have been released into the environment at properties owned or operated by us or at properties to which we send substances for treatment or disposal. Such remediation requirements may be imposed without regard to fault and liability for environmental remediation can be substantial. These remediation requirements and other environmental regulations differ depending on the country where the property is located. We have made, and will continue to make, expenditures to comply with environmental laws and regulations, including, among others, expenditures for the remediation of contamination at our owned and leased properties, as well as contamination at other locations at which our wastes have reportedly been identified. Our compliance with existing or future environmental laws and regulations may, however, require material expenditures by us or otherwise have an adverse impact on our financial condition or results of operations.

The U.S. Congress and other legislative and regulatory authorities in the United States and internationally have considered, and will likely continue to consider, numerous measures related to climate change and greenhouse gas emissions. Should rules establishing limitations on greenhouse gas emissions or rules imposing fees on entities deemed to be responsible for greenhouse gas emission become effective, demand for our services could be affected, our fleet and/or other costs could increase, and our business could be adversely impacted.

We face risks related to franchising or licensing laws and regulations.

We frequently renew and sometimes sell licenses to third parties to operate locations under our brands in exchange for the payment of a royalty by the third-party licensee. Our licensing activities and sales are subject to various U.S. and international laws and regulations. In particular, in the United States, we are required to make extensive disclosure to prospective licensees in connection with licensing offers and sales, as well as to comply with franchise relationship laws that could limit our ability to, among other things, terminate license agreements or withhold consent to the renewal or transfer of these agreements. We are also subject to certain regulations affecting our license arrangements in Europe and other international locations. Although our licensing operations have not been materially adversely affected by such existing regulations, such regulations could have a greater impact on us if we were to become more active in granting or selling new licenses to third parties. Should our operations become subject to new laws or regulations that negatively impact our ability to engage in licensing activities, our financial condition or results of operations could be adversely impacted.

We face risks related to the actions of, or failures to act by, our licensees, dealers or independent operators.

Our vehicle rental licensee and dealer locations are independently owned and operated. We also operate many of our Company-owned locations through agreements with “independent operators,” which are third-party independent contractors who receive commissions to operate such locations. Our agreements with our licensees, dealers and independent operators (“third-party operators”) generally require that they comply with all laws and regulations applicable to their businesses, including relevant internal policies and standards. Under these agreements, third-party operators retain control over the employment and management of all personnel at their locations. Regulators, courts or others may seek to hold us responsible for the actions of, or failures to act by, third-party operators. Although we actively monitor the operations of these third-party operators, and under certain circumstances have the ability to terminate their agreements for failure to adhere to contracted operational standards, we are unlikely to detect all problems. Moreover, there are occasions when the actions of third-party operators may not be clearly distinguishable from our own. It is our policy to vigorously seek to be dismissed from any claims involving third-party operators and to pursue indemnity for any adverse outcomes that affect the Company. Failure of third-party operators to comply with laws and regulations may expose us to liability, damages and negative publicity that may adversely impact our financial condition or results of operations.

We face risks related to our reliance on communications networks and centralized information systems.

We rely heavily on the satisfactory performance and availability of our information systems, including our reservation systems, websites and network infrastructure to attract and retain customers, accept reservations, process rental and sales transactions, manage our fleet of vehicles, account for our activities and otherwise conduct our business. We have centralized our information systems, and we rely on communications service providers to link our systems with the business locations these systems were designed to serve. A failure or interruption that results in the unavailability of any of our information systems, or a major disruption of communications between a system and the locations it serves, could cause a loss of reservations, interfere with

our fleet management, slow rental and sales processes, create negative publicity that damages our reputation or otherwise adversely impacts our ability to manage our business effectively. We may experience temporary system interruptions for a variety of reasons, including network failures, power outages, cyber-attacks, software errors or an overwhelming number of visitors trying to access our systems. Because we are dependent in part on independent third parties for the implementation and maintenance of certain aspects of our systems and because some of the causes of system interruptions may be outside of our control, we may not be able to remedy such interruptions in a timely manner, or at all. Our systems' business continuity plans and insurance programs seek to mitigate such risks but they cannot fully eliminate the risks as a disruption could be experienced in any of our information systems.

We face risks related to cyber security breaches of our systems and information technology.

Third parties may have the technology or expertise to breach the security of our customer transaction data and our security measures may not prevent physical security or cyber-security breaches, which could result in substantial harm to our business, our reputation or our results of operations. We rely on encryption and/or authentication technology licensed from and, at times, administered by independent third parties to secure transmission of confidential information, including credit card numbers and other customer personal information. Our outsourcing agreements with these third-party service providers generally require that they have adequate security systems in place to protect our customer transaction data. However, advances in computer capabilities, new discoveries in the field of cryptography or other cyber-security developments could render our security systems and information technology or those employed by our third-party service providers vulnerable to a breach. In addition, anyone who is able to circumvent our security measures could misappropriate proprietary information or cause interruptions in our operations. Cyber-security risks such as malicious software and attempts to gain unauthorized access to data are rapidly evolving and could lead to disruptions in our reservation system or other data systems, unauthorized release of confidential or otherwise protected information or corruption of data. Any successful efforts by individuals to infiltrate, break into, disrupt, damage or otherwise steal from the Company's, its licensees' or its third-party service providers' security or information systems could damage our reputation and expose us to a risk of loss or litigation and possible liability that could adversely impact our financial condition or results of operations.

We face risks associated with our like-kind exchange program.

We utilize a like-kind exchange program whereby we replace vehicles in a manner that allows tax gains on vehicles sold in the United States to be deferred. The program has resulted in a material deferral of federal and state income taxes beginning in 2004. The benefit of deferral is dependent on reinvestment of vehicle disposition proceeds in replacement vehicles within a prescribed period of time (usually six months). An extended downsizing of our fleet could result in reduced deferrals, utilization of tax attributes and increased payment of federal and state income taxes that could require us to make material cash payments. Such a downsizing or reduction in purchases would likely occur if, and to the extent, we are unable to obtain financing when our asset-backed rental car financings mature or in connection with a significant decrease in demand for vehicle rentals. Therefore, we cannot offer assurance that the expected tax deferral will continue or that the relevant law concerning like-kind exchange programs will remain intact in its current form.

In the United States, tax reform has been identified as a high priority for legislative action in 2017. U.S. federal and state income tax laws, legislation or regulations governing like-kind exchange and accelerated depreciation deductions and the administrative interpretations of those laws, legislation or regulations are subject to amendment at any time. We cannot predict when or if any such new federal or state income tax laws, legislation, regulations or administrative interpretations will be adopted or what the structure of such reform would encompass. Any such change could eliminate certain tax deferrals that are currently available with respect to like-kind exchange or accelerated depreciation deductions, which could adversely impact our financial condition or results of operations by reducing or eliminating deferral of federal or state income taxes allowed for our U.S. vehicle rental fleet.

We face risks related to our protection of our intellectual property.

We have registered "Avis," "Budget," "Zipcar" and "Payless" and various related marks or designs, such as "We try harder," and "wheels when you want them," as trademarks in the United States and in certain other countries. At times, competitors may adopt service names similar to ours, thereby impeding our ability to build brand identity

and possibly leading to market confusion. In addition, there could be potential trade name or trademark infringement claims brought by owners of other registered trademarks or trademarks that incorporate variations of our registered trademarks. From time to time, we have acquired or attempted to acquire Internet domain names held by others when such names have caused consumer confusion or had the potential to cause consumer confusion.

Our efforts to enforce or protect our proprietary rights related to trademarks, trade secrets, domain names, copyrights or other intellectual property may be ineffective and could result in substantial costs and diversion of resources and could adversely impact our financial condition or results of operations.

RISKS RELATED TO OUR INDEBTEDNESS

We face risks related to our current and future debt obligations.

Our ability to satisfy and manage our debt obligations depends on our ability to generate cash flow and on overall financial market conditions. To some extent, this is subject to prevailing economic and competitive conditions and to certain financial, business and other factors, many of which are beyond our control. Our total debt as of December 31, 2016, was \$12.4 billion, requiring us to dedicate a significant portion of our cash flows to pay interest and principal on our debt, which reduces the funds available to us for other purposes. Our business may not generate sufficient cash flow from operations to permit us to service our debt obligations and meet our other cash needs, which may force us to reduce or delay capital expenditures, sell or curtail assets or operations, seek additional capital or seek to restructure or refinance our indebtedness. If we must sell or curtail our assets or operations, it may negatively affect our ability to generate revenue. Certain of our debt obligations contain restrictive covenants and provisions applicable to us and our subsidiaries that limit our ability to, among other things:

- incur additional debt to fund working capital, capital expenditures, debt service requirements, execution of our business strategy or acquisitions and other purposes;
- provide guarantees in respect of obligations of other persons;
- pay dividends or distributions, redeem or repurchase capital stock;
- prepay, redeem or repurchase debt;
- create or incur liens;
- make distributions from our subsidiaries;
- sell assets and capital stock of our subsidiaries;
- consolidate or merge with or into, or sell substantially all of our assets to, another person; and
- respond to adverse changes in general economic, industry and competitive conditions, as well as changes in government regulation and changes to our business.

Our failure to comply with the restrictive covenants contained in the agreements or instruments that govern our debt obligations, if not waived, would cause a default under our senior credit facility and could result in a cross-default under several of our other debt obligations, including our U.S. and European asset-backed debt facilities. If such a failure were to occur, certain provisions in our various debt agreements could require that we repay or accelerate debt payments to the lenders or holders of our debt, and there can be no assurance that we would be able to refinance or obtain a replacement for such financing programs.

We face risks related to movements or disruptions in the credit and asset-backed securities markets.

We finance our operations through the use of asset-backed securities and other debt financing structures available through the credit market. Our total asset-backed debt as of December 31, 2016, was approximately \$8.9 billion, with remaining available capacity of approximately \$3.6 billion. We maintain asset-backed facilities in

the United States, Canada, Australia and Europe. If the asset-backed financing market were to be disrupted for any reason, we may be unable to obtain refinancing for our operations at current levels, or at all, when our asset-backed financings mature. Likewise, any disruption of the asset-backed financing market could also increase our borrowing costs, as we seek to engage in new financings or refinance our existing asset-backed financings. In addition, we could be subject to increased collateral requirements to the extent that we request any amendment or renewal of any of our existing asset-backed financings.

We face risks related to potential increases in interest rates.

A portion of our borrowings, primarily our vehicle-backed borrowings, bears interest at variable rates that expose us to interest rate risk. If interest rates were to increase, whether due to an increase in market interest rates or an increase in our own cost of borrowing, our debt service obligations for our variable rate indebtedness would increase even though the amount of borrowings remained the same, and our results of operations could be adversely affected. As of December 31, 2016, our total outstanding debt of approximately \$12.4 billion included unhedged interest rate sensitive debt of approximately \$2.6 billion. During our seasonal borrowing peak in 2016, outstanding unhedged interest rate sensitive debt totaled approximately \$3.7 billion.

Approximately \$0.7 billion of our corporate indebtedness as of December 31, 2016, and virtually all of our \$8.9 billion of debt under vehicle programs, matures within the next five years. If we are unable to refinance maturing indebtedness at interest rates that are equivalent to or lower than the interest rates on our maturing debt, our results of operations or our financial condition may be adversely affected.

RISKS RELATED TO OUR COMMON STOCK

We face risks related to the market price of our common stock.

We cannot predict the prices at which our common stock will trade. The market price of our common stock experienced substantial volatility in the past and may fluctuate widely in the future, depending upon many factors, some of which may be beyond our control, including:

- our quarterly or annual earnings, or those of other companies in our industry, including our key suppliers;
- financial estimates that we provide to the public, any changes in such estimates, or our failure to meet such estimates;
- actual or anticipated fluctuations in our operating results;
- changes in accounting standards, policies, guidance, interpretations or principles;
- announcements by us or our competitors of acquisitions, dispositions, strategies, management or shareholder changes, marketing affiliations, projections, fleet costs, pricing actions or other competitive actions;
- changes in earnings estimates by securities analysts or our ability to meet those estimates;
- changes in investors' and analysts' perceptions of our industry, business or related industries;
- the operating and stock price performance of other comparable companies;
- overall market fluctuations;
- success or failure of competitive service offerings or technologies;
- tax or regulatory developments in the United States or foreign countries;
- litigation involving us;
- the timing and amount of share repurchases by us; and

- general economic conditions and conditions in the credit markets.

If any of the foregoing occurs, it could cause our stock price to fall and may expose us to litigation, including class action lawsuits that, even if unsuccessful, could be costly to defend and a distraction to management.

Our shareholders' percentage of ownership may be diluted in the future.

Our shareholders' percentage of ownership may be diluted in the future due to equity issuances or equity awards that we granted or will grant to our directors, officers and employees. In addition, we may undertake acquisitions financed in part through public or private offerings of securities, or other arrangements. If we issue equity securities or equity-linked securities, the issued securities would have a dilutive effect on the interests of the holders of our common shares. In 2016, we granted approximately 1.1 million restricted stock units. We expect to grant restricted stock units, stock options and/or other types of equity awards in the future.

Certain provisions of our certificate of incorporation and by-laws, Delaware law and our stockholder rights plan could prevent or delay a potential acquisition of control of our Company, which could decrease the trading price of our common stock.

Our amended and restated certificate of incorporation, amended and restated by-laws and laws in the State of Delaware contain provisions that are intended to deter coercive takeover practices and inadequate takeover bids by making such practices or bids unacceptably expensive to the prospective acquirer and to encourage prospective acquirers to negotiate with our Board of Directors rather than to attempt a hostile takeover. Delaware law also imposes restrictions on mergers and other business combinations between us and any holder of 15% or more of our outstanding common stock. In January 2017, our Board of Directors authorized the adoption of a short-term stockholder rights plan, which may cause substantial dilution to a person or group that attempts to acquire control of the Company on terms not approved by our Board of Directors.

We believe these provisions and the stockholder rights plan protect our stockholders from coercive or otherwise unfair takeover tactics by effectively requiring those who seek to obtain control of the Company to negotiate with our Board of Directors and by providing our Board with more time to assess any acquisition of control. However, these provisions could apply even if an acquisition of control of the Company may be considered beneficial by some stockholders and could delay or prevent an acquisition of control that our Board of Directors determines is not in the best interests of our Company and our stockholders.

ITEM 1B. UNRESOLVED STAFF COMMENTS

None.

ITEM 2. PROPERTIES

Our principal executive offices are located at 6 Sylvan Way, Parsippany, New Jersey 07054 pursuant to a lease agreement that expires in 2023. We own a facility in Virginia Beach, Virginia, which serves as a satellite administrative facility for our car and truck rental operations. We also lease office space in Tulsa, Oklahoma, and Boston, Massachusetts, pursuant to leases expiring in 2022 and 2023, respectively. These locations primarily provide operational and administrative services or contact center operations. We also lease office space in Bracknell, England, Budapest, Hungary and Barcelona, Spain, pursuant to leases expiring in 2027, 2021 and 2019, respectively, for corporate offices, contact center activities and other administrative functions, respectively, in Europe. Other office locations throughout the world are leased for administrative, regional sales and operations activities.

We lease or have vehicle rental concessions for our brands at locations throughout the world. Avis operates approximately 1,550 locations in the Americas and approximately 1,200 locations in our International segment. Of those locations, approximately 315 in the Americas and approximately 240 in our International segment are at airports. Budget operates at approximately 1,400 locations in the Americas, of which approximately 270 are at airports. Budget also operates approximately 650 locations in our International segment, of which approximately 190 are at airports. Payless operates at approximately 85 locations in the Americas, the majority of which are at or

near airports, and approximately 5 locations in our International segment. We believe that our properties are sufficient to meet our present needs and we do not anticipate any difficulty in securing additional space, as needed, on acceptable terms.

ITEM 3. LEGAL PROCEEDINGS

The Company is involved in various legal proceedings related to wage and hour and employee classification claims that involve allegations that we violated the Fair Labor Standards Act and various other state labor laws by misclassifying certain management employees as exempt from receiving overtime compensation. The relief sought in these cases varies but most cases typically seek to recover payment for alleged unpaid overtime compensation and attorneys' fees and costs. These matters are at various stages in the litigation process and we intend to vigorously defend against these suits.

In May 2016, the French Competition Authority issued a second statement of objections affirming the allegations that it raised in its first statement of objections, issued in February 2015, which alleges that several car rental companies, including the Company and two of its European subsidiaries, engaged with (i) twelve French airports, the majority of which are controlled by public administrative bodies or the French state, violated competition law through the distribution of company-specific statistics by airports to car rental companies operating at those airports; and (ii) two other international car rental companies in a concerted practice relating to train station surcharges. The Company believes that it has valid defenses and intends to vigorously defend against the allegations, but it is currently unable to predict the outcome of the proceedings or range of reasonably possible losses, which may be material.

In February 2017, following a state court trial in Georgia, a jury found the Company liable for damages in a case brought by a plaintiff who was injured in a vehicle accident allegedly caused by an employee of an independent contractor of the Company who was acting outside of the scope of employment. The Company considers the attribution of liability to the Company, and the amount of damages awarded, to be unsupported by the facts of the case, and intends to appeal the verdict. The Company also faces a similar case from another plaintiff. The Company has recognized a liability for the expected loss related to these cases of \$26 million.

We are involved in other claims, legal proceedings and governmental inquiries related, among other things, to our vehicle rental and car sharing operations, including, among others, business practice disputes, contract and licensee disputes, employment and wage-and-hour claims, competition matters, insurance and liability claims, intellectual property claims and other regulatory, environmental, commercial and tax matters. The Company believes that it has adequately accrued for such matters as appropriate. However, litigation is inherently unpredictable and, although the Company believes that its accruals are adequate and/or that it has valid defenses in these matters, unfavorable resolutions could occur, which could adversely impact the Company's financial position, results of operations or cash flows.

ITEM 4. MINE SAFETY DISCLOSURES

Not applicable.

PART II

ITEM 5. MARKET FOR REGISTRANT'S COMMON EQUITY, RELATED STOCKHOLDER MATTERS AND ISSUER PURCHASES OF EQUITY SECURITIES**MARKET PRICE OF COMMON STOCK**

Our common stock is currently traded on the NASDAQ Global Select Market ("NASDAQ") under the symbol "CAR." The following table sets forth the quarterly high and low sales prices per share of our common stock as reported by NASDAQ for 2016 and 2015. At January 31, 2017, the number of stockholders of record was 2,811.

	<u>High</u>	<u>Low</u>
2016		
First Quarter	\$ 36.32	\$ 21.73
Second Quarter	34.85	21.85
Third Quarter	39.54	29.72
Fourth Quarter	41.53	30.60
	<u>High</u>	<u>Low</u>
2015		
First Quarter	\$ 68.25	\$ 56.01
Second Quarter	59.45	43.90
Third Quarter	47.75	39.04
Fourth Quarter	53.04	32.76

DIVIDEND POLICY

We neither declared nor paid any cash dividend on our common stock in 2016 and 2015, and we do not currently anticipate paying cash dividends on our common stock. Our ability to pay dividends to holders of our common stock is limited by the Company's senior credit facility, the indentures governing our senior notes and our vehicle financing programs, insofar as we may seek to pay dividends out of funds made available to the Company by certain of its subsidiaries. The declaration and payment of future dividends to holders of our common stock will be at the discretion of our Board of Directors and will depend upon many factors, including our financial condition, earnings, capital requirements of our businesses, covenants associated with certain debt obligations, legal requirements, regulatory constraints, industry practice and other factors that the Board of Directors deems relevant.

SECURITIES AUTHORIZED FOR ISSUANCE UNDER EQUITY COMPENSATION PLANS

The following table provides information about shares of our common stock that may be issued upon the exercise of options and restricted stock units under all of our existing equity compensation plans as of December 31, 2016.

Plan Category	Number of Securities to be Issued Upon Exercise of Outstanding Options, Warrants, Rights and Restricted Stock Units ^(a)	Weighted-Average Exercise Price of Outstanding Options, Warrants and Rights (Excludes Restricted Stock Units) (\$)	Number of Securities Remaining Available for Future Issuance Under Equity Compensation Plans (Excluding Securities Reflected in First Column) ^(b)
Equity compensation plans approved by security holders	3,037,882	\$ 2.91	7,625,873
Equity compensation plans not approved by security holders	—	—	—
Total	3,037,882		7,625,873

^(a) Includes options and other awards granted under the Amended and Restated Equity and Incentive Plan, which plan was approved by stockholders.

^(b) Represents 5,182,040 shares available for issuance under the Amended and Restated Equity and Incentive Plan and 2,443,833 shares available for issuance pursuant to the 2009 Employee Stock Purchase Plan.

ISSUER PURCHASES OF EQUITY SECURITIES

The following is a summary of the Company's common stock repurchases by month for the quarter ended December 31, 2016:

Period	Total Number of Shares Purchased ^(a)	Average Price Paid per Share	Total Number of Shares Purchased as Part of Publicly Announced Plans or Programs	Approximate Dollar Value of Shares That May Yet Be Purchased under the Plans or Programs
October 2016	1,050,897	\$ 32.39	1,050,897	\$ 116,434,853
November 2016	777,559	37.49	777,559	337,284,137
December 2016	972,421	37.85	972,421	300,475,790
Total	2,800,877	\$ 35.70	2,800,877	\$ 300,475,790

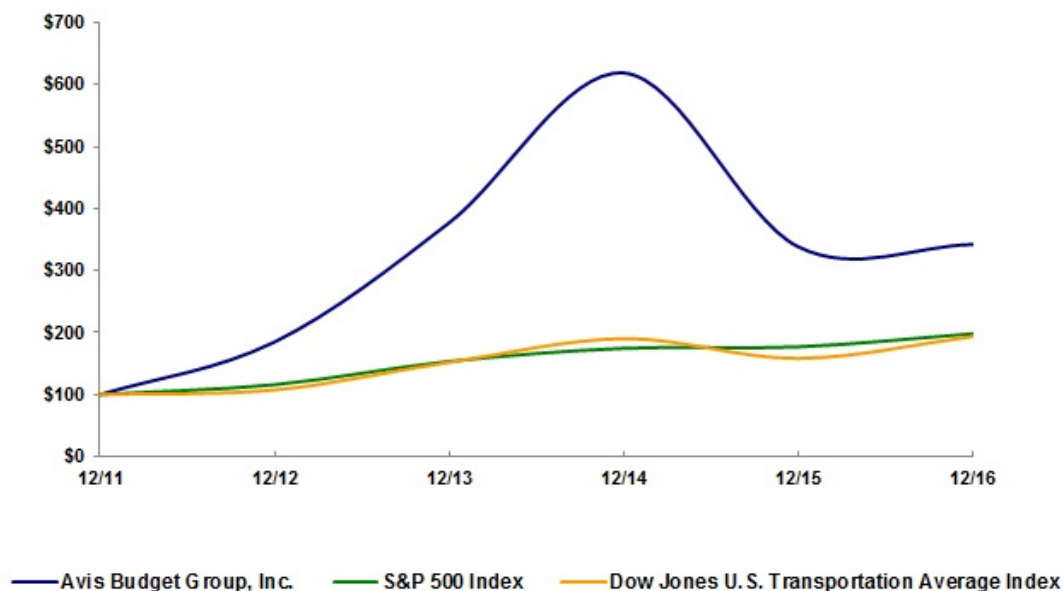
^(a) Excludes, for the three months ended December 31, 2016, 34,983 shares which were withheld by the Company to satisfy employees' income tax liabilities attributable to the vesting of restricted stock unit awards.

The Company's Board of Directors has authorized the repurchase of up to approximately \$1.5 billion of its common stock under a plan originally approved in 2013 and subsequently expanded, most recently in 2016. The Company's stock repurchases may occur through open market purchases or trading plans pursuant to Rule 10b5-1 of the Securities Exchange Act of 1934. The amount and timing of specific repurchases are subject to market conditions, applicable legal requirements and other factors. The repurchase program may be suspended, modified or discontinued at any time without prior notice. The repurchase program has no set expiration or termination date.

PERFORMANCE GRAPH

Set forth below are a line graph and table comparing the cumulative total stockholder return of our common stock against the cumulative total returns of peer group indices, the S&P 500 Index and the Dow Jones U.S. Transportation Average Index for the period of five fiscal years commencing December 31, 2011 and ending December 31, 2016. The broad equity market indices used by the Company are the S&P 500 Index, which measures the performance of large-sized companies, and the Dow Jones U.S. Transportation Average Index, which measures the performance of transportation companies. The graph and table depict the result of an investment on December 31, 2011 of \$100 in the Company's common stock, the S&P 500 Index and the Dow Jones U.S. Transportation Average Index, including investment of dividends.

COMPARISON OF FIVE-YEAR CUMULATIVE TOTAL RETURN



	As of December 31,					
	2011	2012	2013	2014	2015	2016
Avis Budget Group, Inc.	\$ 100.00	\$ 184.89	\$ 377.05	\$ 618.75	\$ 338.53	\$ 342.16
S&P 500 Index	\$ 100.00	\$ 116.00	\$ 153.58	\$ 174.60	\$ 177.01	\$ 198.18
Dow Jones U.S. Transportation Average Index	\$ 100.00	\$ 107.55	\$ 152.05	\$ 190.17	\$ 158.30	\$ 193.64

ITEM 6. SELECTED FINANCIAL DATA

	As of or For the Year Ended December 31,				
	2016	2015	2014	2013	2012
(In millions, except per share data)					
Results of Operations					
Net revenues	\$ 8,659	\$ 8,502	\$ 8,485	\$ 7,937	\$ 7,357
Net income	\$ 163	\$ 313	\$ 245	\$ 16	\$ 290
Adjusted EBITDA ^(a)	\$ 838	\$ 903	\$ 876	\$ 769	\$ 840
Earnings per share					
Basic	\$ 1.78	\$ 3.02	\$ 2.32	\$ 0.15	\$ 2.72
Diluted	1.75	2.98	2.22	0.15	2.42
Financial Position					
Total assets	\$ 17,643	\$ 17,634	\$ 16,842	\$ 16,150	\$ 15,090
Assets under vehicle programs	11,578	11,716	11,058	10,452	10,099
Corporate debt	3,523	3,461	3,353	3,321	2,833
Debt under vehicle programs ^(b)	8,878	8,860	8,056	7,276	6,750
Stockholders' equity	221	439	665	771	757
Ratio of debt under vehicle programs to assets under vehicle programs	77%	76%	73%	70%	67%

^(a) The following table reconciles Adjusted EBITDA to Net income within our Selected Financial Data, which we define as income from continuing operations before non-vehicle related depreciation and amortization, any impairment charge, restructuring expense, early extinguishment of debt costs, non-vehicle related interest, transaction-related costs, charges for an unprecedented personal-injury legal matter and income taxes. Charges for the legal matter are recorded within operating expenses in our consolidated statement of operations. We have revised our definition of Adjusted EBITDA to exclude charges for an unprecedented personal-injury legal matter which we do not view as indicative of underlying business results due to its nature. We did not revise prior years' Adjusted EBITDA amounts because there were no charges similar in nature to this legal matter. Our presentation of Adjusted EBITDA may not be comparable to similarly-titled measures used by other companies. See Management's Discussion and Analysis of Financial Condition and Results of Operations, Item 7, for an explanation of why we believe Adjusted EBITDA is a useful measure.

	For the Year Ended December 31,				
	2016	2015	2014	2013	2012
Adjusted EBITDA	\$ 838	\$ 903	\$ 876	\$ 769	\$ 840
Less: Non-vehicle related depreciation and amortization	253	218	180	152	125
Interest expense related to corporate debt, net	203	194	209	228	268
Early extinguishment of corporate debt	27	23	56	147	75
Restructuring expense	29	18	26	61	38
Transaction-related costs, net	21	68	13	51	34
Impairment	—	—	—	33	—
Charges for legal matter	26	—	—	—	—
Income before income taxes	279	382	392	97	300
Provision for income taxes	116	69	147	81	10
Net income	\$ 163	\$ 313	\$ 245	\$ 16	\$ 290

^(b) Includes related-party debt due to Avis Budget Rental Car Funding (AESOP) LLC ("Avis Budget Rental Car Funding"). See Note 13 to our Consolidated Financial Statements.

In presenting the financial data above in conformity with GAAP, we are required to make estimates and assumptions that affect the amounts reported. See "Critical Accounting Policies" under Item 7 of this Annual Report for a detailed discussion of the accounting policies that we believe require subjective and complex judgments that could potentially affect reported results.

TRANSACTION-RELATED COSTS, RESTRUCTURING AND OTHER ITEMS

During 2016, 2015, 2014, 2013 and 2012, we recorded \$21 million, \$68 million, \$13 million, \$51 million and \$34 million, respectively, of transaction-related costs, primarily related to the acquisition and integration of acquired businesses with our operations. In 2016, these costs primarily related to integration-related costs of acquired businesses. In 2015, these costs were primarily related to acquisition- and integration-related costs of acquired businesses, including \$25 million of non-cash charges recognized in connection with the acquisition of the Avis and Budget license rights for Norway, Sweden and Denmark and Avis license rights for Poland, costs associated with the acquisition of the remaining 50% equity interest in our Brazilian licensee, which is now a wholly-owned subsidiary, and expenses related to certain pre-acquisition contingencies. In 2014, these costs were primarily related to acquisition- and integration-related costs of acquired businesses, including a non-cash gain recognized in connection with the acquisition of our Budget license rights in southern California and Las Vegas, and contingent consideration related to our Apex Car Rentals acquisition. In 2013, these costs were primarily related to the acquisition of Zipcar and the integration of acquired businesses. During 2012, these costs were primarily related to the integration of Avis Europe's operations with the Company's. See Notes 2 and 5 to our Consolidated Financial Statements.

During 2016 and 2014, we committed to various strategic initiatives to identify best practices and drive efficiency throughout our organization, by reducing headcount, improving processes and consolidating functions. In 2015, in conjunction with recent acquisitions, we identified opportunities to integrate and streamline our operations, primarily in Europe. During 2012, we initiated a strategic restructuring initiative related to our truck rental operations in the United States. During 2011 we implemented a major restructuring initiative subsequent to the acquisition of Avis Europe. We recorded expenses related to these and other restructuring initiatives of \$29 million in 2016, \$18 million in 2015, \$26 million in 2014, \$61 million in 2013, and \$38 million in 2012. See Note 4 to our Consolidated Financial Statements.

In 2016, 2015, 2014, 2013 and 2012 we recorded \$27 million, \$23 million, \$56 million, \$147 million and \$75 million, respectively, of expense related to the early extinguishment of corporate debt.

In 2013, we recorded a charge of \$33 million for the impairment of our equity-method investment in our Brazilian licensee.

In 2016, we recorded a charge of \$26 million related to an adverse legal judgment against us in a personal-injury case. This adverse legal judgment is recorded within operating expenses in our consolidated statement of operations.

ITEM 7. MANAGEMENT'S DISCUSSION AND ANALYSIS OF FINANCIAL CONDITION AND RESULTS OF OPERATIONS

The following discussion should be read in conjunction with our Consolidated Financial Statements and accompanying Notes thereto included elsewhere herein. Our actual results of operations may differ materially from those discussed in forward-looking statements as a result of various factors, including but not limited to those included in Item 1A, "Risk Factors" and other portions of this Annual Report on Form 10-K. Unless otherwise noted, all dollar amounts in tables are in millions and those relating to our results of operations are presented before taxes.

OVERVIEW

OUR COMPANY

We operate three of the most recognized brands in the global vehicle rental and car sharing industry, Avis, Budget and Zipcar. We are a leading vehicle rental operator in North America, Europe, Australia, New Zealand and certain other regions we serve, with a rental fleet of approximately 600,000 vehicles. We also license the use of our trademarks to licensees in the areas in which we do not operate directly. We and our licensees operate our brands in approximately 180 countries throughout the world.

OUR SEGMENTS

We categorize our operations into two reportable business segments: *Americas* and *International*, as discussed in Part I of this Form 10-K.

BUSINESS AND TRENDS

Our revenues are derived principally from vehicle rentals in our Company-owned operations and include:

- time and mileage ("T&M") fees charged to our customers for vehicle rentals;
- payments from our customers with respect to certain operating expenses we incur, including gasoline and vehicle licensing fees, as well as concession fees, which we pay in exchange for the right to operate at airports and other locations;
- sales of loss damage waivers and insurance and rentals of navigation units and other items in conjunction with vehicle rentals; and
- royalty revenue from our licensees in conjunction with their vehicle rental transactions.

Our operating results are subject to variability due to seasonality, macroeconomic conditions and other factors. Car rental volumes tend to be associated with the travel industry, particularly airline passenger volumes, or enplanements, which in turn tend to reflect general economic conditions. Our vehicle rental operations are also seasonal, with the third quarter of the year historically having been our strongest due to the increased level of leisure travel during such quarter. We have a partially variable cost structure and routinely adjust the size, and therefore the cost, of our rental fleet in response to fluctuations in demand.

We believe that the following factors, among others, may affect our financial condition and results of operations:

- general travel demand, including worldwide enplanements;
- fleet, pricing, marketing and strategic decisions made by us and by our competitors;
- changes in fleet costs and in conditions in the used vehicle marketplace, as well as manufacturer recalls;
- changes in borrowing costs and in market willingness to purchase corporate and vehicle-related debt;
- demand for truck rentals and car sharing services;
- changes in the price of gasoline; and

- changes in currency exchange rates.

Throughout 2016, we operated in an uncertain and uneven economic environment marked by heightened geopolitical risks. We expect such economic conditions to continue in 2017. Nonetheless, we continue to anticipate that worldwide demand for vehicle rental and car sharing services will increase in 2017, most likely against a backdrop of modest and uneven global economic growth. Our access to new fleet vehicles has been adequate to meet our needs for both replacement of existing vehicles in the normal course and for growth to meet incremental demand, and we expect that to continue to be the case. We will look to pursue opportunities for pricing increases in 2017 to enhance our returns on invested capital and profitability.

Our objective continues to be to focus on strategically accelerating our growth, strengthening our global position as a leading provider of vehicle rental services, continuing to enhance our customers' rental experience, and controlling costs and driving efficiency throughout the organization. Our strategies are intended to support and strengthen our brands, to grow our Adjusted EBITDA margin over time and to seize growth and efficiency opportunities as mobility solutions continue to evolve. We operate in a highly competitive industry and we expect to continue to face challenges and risks. We seek to mitigate our exposure to risks in numerous ways, including delivering upon our core strategic initiatives and through continued optimization of fleet levels to match changes in demand for vehicle rentals, maintenance of liquidity to fund our fleet and our operations, appropriate investments in technology and adjustments in the size, nature and terms of our relationships with vehicle manufacturers.

During 2016:

- Our net revenues totaled \$8.7 billion and grew 2% compared to the prior year (including a \$61 million (1%) negative impact from currency exchange rate movements).
- Our net income was \$163 million, representing a \$150 million year-over-year decline in earnings, and our Adjusted EBITDA was \$838 million, representing a \$65 million year-over-year decline, due to lower pricing, higher per-unit fleet costs and a \$28 million (3%) negative impact from currency exchange rate movements, partially offset by increased rental volume.
- We repurchased \$390 million of our common stock, reducing our shares outstanding by approximately 12.3 million shares, or 13%.
- We issued \$350 million of 6¾% Senior Notes due 2024, the proceeds of which were used primarily to redeem all \$300 million of our outstanding 4¾% Senior Notes due 2017.
- We issued €300 million of 4¼% Euro-denominated Senior Notes due 2024, the proceeds of which were used primarily to redeem €275 million of our outstanding 6% Euro-denominated Senior Notes due 2021.
- We extended the maturity date for \$825 million of our existing \$970 million of corporate term loan borrowings by three years, to March 2022.
- We acquired vehicle rental services company France Cars, making us one of the largest light commercial vehicle fleet operators in France.

RESULTS OF OPERATIONS

We measure performance principally using the following key operating statistics: (i) rental days, which represents the total number of days (or portion thereof) a vehicle was rented, and (ii) T&M revenue per rental day, which represents the average daily revenue we earned from rental and mileage fees charged to our customers, both of which exclude our U.S. truck rental and Zipcar car sharing operations. We also measure our ancillary revenues (rental-transaction revenue other than T&M revenue), such as from the sale of collision and loss damage waivers, insurance products, fuel service options and portable GPS navigation unit rentals. Our vehicle rental operating statistics (rental days and T&M revenue per rental day) are all calculated based on the actual rental of the vehicle during a 24-hour period. We believe that this methodology provides our management with the most relevant statistics in order to manage the business. Our calculation may not be comparable to other companies' calculation of similarly-titled statistics. In addition, per-unit fleet costs exclude our U.S. truck rental operations. We present currency exchange rate impacts to provide a method of assessing how our business performed excluding the effects of foreign currency rate fluctuations. Currency exchange rate impacts are calculated by translating the current-year results at the prior-period average exchange rate plus any related gains and losses on currency hedges.

We assess performance and allocate resources based upon the separate financial information of our operating segments. In identifying our reportable segments, we also consider the nature of services provided by our operating segments, the geographical areas in which our segments operate and other relevant factors. Management evaluates the operating results of each of our reportable segments based upon revenue and "Adjusted EBITDA," which we define as income from continuing operations before non-vehicle related depreciation and amortization, any impairment charges, restructuring expense, early extinguishment of debt costs, non-vehicle related interest, transaction-related costs, charges for an unprecedented personal-injury legal matter and income taxes. Charges for the legal matter are recorded within operating expenses in our consolidated statement of operations. We have revised our definition of Adjusted EBITDA to exclude charges for an unprecedented personal-injury legal matter which we do not view as indicative of underlying business results due to its nature. We did not revise prior years' Adjusted EBITDA amounts because there were no charges similar in nature to this legal matter. We believe Adjusted EBITDA is useful as a supplemental measure in evaluating the aggregate performance of our operating businesses and in comparing our results from period to period. We believe that Adjusted EBITDA is useful to investors because it allows investors to assess our financial condition and results of operations on the same basis that management uses internally. Adjusted EBITDA is a non-GAAP measure and should not be considered in isolation or as a substitute for net income or other income statement data prepared in accordance with U.S. GAAP. Our presentation of Adjusted EBITDA may not be comparable to similarly-titled measures used by other companies.

Year Ended December 31, 2016 vs. Year Ended December 31, 2015

Our consolidated results of operations comprised the following:

	Year Ended December 31,		Change	% Change
	2016	2015		
Revenues				
Vehicle rental	\$ 6,081	\$ 6,026	\$ 55	1%
Other	2,578	2,476	102	4%
Net revenues	<u>8,659</u>	<u>8,502</u>	<u>157</u>	<u>2%</u>
Expenses				
Operating	4,382	4,284	98	2%
Vehicle depreciation and lease charges, net	2,047	1,933	114	6%
Selling, general and administrative	1,134	1,093	41	4%
Vehicle interest, net	284	289	(5)	(2%)
Non-vehicle related depreciation and amortization	253	218	35	16%
Interest expense related to corporate debt, net:				
Interest expense	203	194	9	5%
Early extinguishment of debt	27	23	4	17%
Restructuring expense	29	18	11	61%
Transaction-related costs, net	21	68	(47)	(69%)
Total expenses	<u>8,380</u>	<u>8,120</u>	<u>260</u>	<u>3%</u>
Income before income taxes	279	382	(103)	(27%)
Provision for income taxes	<u>116</u>	<u>69</u>	<u>47</u>	<u>68%</u>
Net income	<u>\$ 163</u>	<u>\$ 313</u>	<u>\$ (150)</u>	<u>(48%)</u>

During 2016, our net revenues increased as a result of a 3% increase in total rental days, partially offset by a 2% decrease in pricing (including a \$36 million (1%) negative impact from currency exchange rate movements).

Total expenses increased as a result of increased volumes, increased marketing costs and commissions, a 3% increase in per-unit fleet costs and a \$26 million charge for a legal matter. These increases were partially offset by an approximately \$43 million (1%) favorable impact on expenses from currency exchange rate movements. Our effective tax rates were a provision of 42% and 18% in 2016 and 2015, respectively, which in 2015 included a \$98 million income tax benefit related to the resolution of a prior-year tax matter. As a result of these items, our net income decreased by \$150 million.

For 2016, the Company reported earnings of \$1.75 per diluted share, which includes after-tax restructuring expense of (\$0.23) per share, after-tax debt extinguishment costs of (\$0.18) per share, after-tax charges for legal matter of (\$0.17) per share and after-tax transaction-related costs, net, of (\$0.17) per share. For 2015, the Company reported earnings of \$2.98 per diluted share, which includes after-tax transaction-related costs, net, of (\$0.52) per share, after-tax debt extinguishment costs of (\$0.13) per share, after-tax restructuring expense of (\$0.12) per share and an income tax benefit related to resolution of prior-year tax matter of \$0.93 per share.

In the year ended December 31, 2016:

- Operating expenses increased to 50.6% of revenue compared to 50.4% in the prior year.
- Vehicle depreciation and lease charges increased to 23.6% of revenue from 22.7% in 2015, due to higher per-unit fleet costs and lower pricing.
- Selling, general and administrative costs were 13.1% of revenue compared to 12.9% in 2015.
- Vehicle interest costs were 3.3% of revenue compared to 3.4% in the prior year.

Following is a more detailed discussion of the results of each of our reportable segments:

	Revenues			Adjusted EBITDA		
	2016	2015	% Change	2016	2015	% Change
Americas	\$ 6,121	\$ 6,069	1%	\$ 633	\$ 682	(7%)
International	2,538	2,433	4%	273	277	(1%)
Corporate and Other ^(a)	—	—	*	(68)	(56)	*
Total Company	\$ 8,659	\$ 8,502	2%	838	903	(7%)
Less: Non-vehicle related depreciation and amortization ^(b)				253	218	
Interest expense related to corporate debt, net:						
Interest expense				203	194	
Early extinguishment of debt				27	23	
Restructuring expense				29	18	
Transaction-related costs, net ^(c)				21	68	
Charges for legal matter ^(d)				26	—	
Income before income taxes				\$ 279	\$ 382	

* Not meaningful.

^(a) Includes unallocated corporate overhead which is not attributable to a particular segment.

^(b) Amortization of acquisition-related intangible assets was \$59 million in 2016 and \$55 million in 2015.

^(c) Primarily comprised of acquisition- and integration-related expenses.

^(d) Reported within operating expenses in our consolidated statement of operations.

Americas

	2016	2015	% Change
Revenue	\$ 6,121	\$ 6,069	1%
Adjusted EBITDA	633	682	(7%)

Revenues increased 1% in 2016 compared with 2015, primarily due to 1% growth in rental volumes, partially offset by a \$15 million negative impact from currency exchange rate movements. Pricing was essentially unchanged year-over-year.

Adjusted EBITDA decreased 7% in 2016 compared with 2015, primarily due to a 5% increase in per-unit fleet costs and a \$5 million (1%) negative impact from currency exchange rate changes, partially offset by increased rental volumes.

In the year ended December 31, 2016:

- Operating expenses increased to 49.6% of revenue compared to 49.3% in 2015.
- Vehicle depreciation and lease charges increased to 25.5% of revenue from 24.3% in 2015, principally due to higher per-unit fleet costs.
- Selling, general and administrative costs were 11.3% of revenue compared to 11.2% in the prior year.
- Vehicle interest costs were 3.7% of revenue compared to 3.9% in the prior year.

International

	2016	2015	% Change
Revenue	\$ 2,538	\$ 2,433	4%
Adjusted EBITDA	273	277	(1%)

Revenues increased 4% during 2016 compared with 2015, primarily due to an 8% increase in rental volumes, partially offset by a 5% decrease in pricing (including a 2% negative impact from currency exchange rate changes). Currency movements negatively impacted revenues by \$46 million (2%) year-over-year.

Adjusted EBITDA declined 1% in 2016 compared with 2015, due to lower pricing, a \$23 million (8%) negative impact from currency exchange rate changes and increased marketing costs and commissions, partially offset by an increase in rental volumes.

In the year ended December 31, 2016:

- Operating expenses were 52.6% of revenue compared to 52.7% in 2015.
- Vehicle depreciation and lease charges increased to 19.2% of revenue from 18.7% in the prior year, primarily due to lower pricing, partially offset by a 1% decrease in per-unit fleet costs (including a 2% favorable impact from currency exchange rate changes).
- Selling, general and administrative costs were 15.1% of revenue compared to 14.9% in the prior year.
- Vehicle interest costs were 2.3% of revenue compared to 2.2% in the prior year.

Corporate and Other

	2016	2015	% Change
Revenue	\$ —	\$ —	*
Adjusted EBITDA	(68)	(56)	*

* Not meaningful

Adjusted EBITDA decreased \$12 million in 2016 compared with 2015, primarily due to higher selling, general and administrative expenses which are not attributable to a particular segment.

Year Ended December 31, 2015 vs. Year Ended December 31, 2014

Our consolidated results of operations comprised the following:

	Year Ended December 31,		Change	% Change
	2015	2014		
Revenues				
Vehicle rental	\$ 6,026	\$ 6,026	\$ 0	0%
Other	2,476	2,459	17	1%
Net revenues	<u>8,502</u>	<u>8,485</u>	<u>17</u>	<u>0%</u>
Expenses				
Operating	4,284	4,251	33	1%
Vehicle depreciation and lease charges, net	1,933	1,996	(63)	(3%)
Selling, general and administrative	1,093	1,080	13	1%
Vehicle interest, net	289	282	7	2%
Non-vehicle related depreciation and amortization	218	180	38	21%
Interest expense related to corporate debt, net:				
Interest expense	194	209	(15)	(7%)
Early extinguishment of debt	23	56	(33)	(59%)
Transaction-related costs, net	68	13	55	*
Restructuring expense	18	26	(8)	(31%)
Total expenses	<u>8,120</u>	<u>8,093</u>	<u>27</u>	<u>0%</u>
Income before income taxes	382	392	(10)	(3%)
Provision for income taxes	69	147	(78)	(53%)
Net income	<u>\$ 313</u>	<u>\$ 245</u>	<u>\$ 68</u>	<u>28%</u>

* Not meaningful.

During 2015, our net revenues increased as a result of a 7% increase in total rental days (5% excluding Maggiore), largely offset by a 7% (6%, excluding Maggiore) decrease in pricing (including a 5% negative impact from currency exchange rate movements). Currency movements negatively impacted revenues by \$444 million (5%) year-over-year.

Total expenses increased as a result of increased volumes, a 7% increase in our car rental fleet (4% excluding Maggiore) and transaction-related costs, net, primarily associated with the acquisitions of Scandinavia and Brazil, most of which were non-cash expenses. This increase was largely offset by a favorable impact from currency exchange rate movements of approximately \$418 million (5%). Our effective tax rates were a provision of 18% and 38% in 2015 and 2014, respectively, which includes a \$98 million income tax benefit related to the resolution of a prior-year tax matter for 2015. As a result of these items, our net income increased by \$68 million.

For 2015, the Company reported earnings of \$2.98 per diluted share, which includes after-tax transaction-related costs, net, of (\$0.52) per share, after-tax debt extinguishment costs of (\$0.13) per share, after-tax restructuring expense of (\$0.12) per share and an income tax benefit related to resolution of prior-year tax matter of \$0.93 per share. For 2014, the Company reported earnings of \$2.22 per diluted share, which includes after-tax debt extinguishment costs of (\$0.31) per share, after-tax restructuring expense of (\$0.16) per share and after-tax transaction costs, net, of (\$0.08) per share.

In the year ended December 31, 2015:

- Operating expenses increased to 50.4% of revenue from 50.1% in the prior year.
- Vehicle depreciation and lease charges decreased to 22.7% of revenue from 23.5% in 2014, principally due to 10% lower per-unit fleet costs (including a 5% favorable impact from currency exchange rate movements).

- Selling, general and administrative costs were 12.9% of revenue compared to 12.7% in 2014.
- Vehicle interest costs were 3.4% of revenue compared to 3.3% in the prior year.

Following is a more detailed discussion of the results of each of our reportable segments:

	Revenues			Adjusted EBITDA		
	2015	2014	% Change	2015	2014	% Change
Americas	\$ 6,069	\$ 5,961	2%	\$ 682	\$ 656	4%
International	2,433	2,524	(4%)	277	280	(1%)
Corporate and Other ^(a)	—	—	*	(56)	(60)	*
Total Company	<u>\$ 8,502</u>	<u>\$ 8,485</u>	0%	<u>903</u>	<u>876</u>	3%
Less: Non-vehicle related depreciation and amortization ^(b)				218	180	
Interest expense related to corporate debt, net:						
Interest expense				194	209	
Early extinguishment of debt				23	56	
Transaction-related costs, net ^(c)				68	13	
Restructuring expense				18	26	
Income before income taxes				<u>\$ 382</u>	<u>\$ 392</u>	

* Not meaningful

^(a) Includes unallocated corporate overhead which is not attributable to a particular segment.

^(b) Amortization of acquisition-related intangible assets increased to \$55 million in 2015 from \$33 million in 2014.

^(c) Primarily comprised of acquisition- and integration-related expenses.

Americas

	2015	2014	% Change
Revenue	\$ 6,069	\$ 5,961	2%
Adjusted EBITDA	682	656	4%

Revenues increased 2% in 2015 compared with 2014, primarily due to 4% growth in rental volumes, partially offset by a 2% decrease in pricing (including a 1% negative impact from currency exchange rate movements). Currency movements negatively impacted revenues by \$59 million (1%) year-over-year.

Adjusted EBITDA increased 4% in 2015 compared with 2014, due to increased rental volumes and 4% lower per-unit fleet costs (including a 1% favorable impact from currency exchange rate movements), partially offset by decreased pricing, higher maintenance and damage and insurance costs. Currency movements negatively impacted Adjusted EBITDA by \$7 million (1%) year-over-year.

In the year ended December 31, 2015:

- Operating expenses were 49.3% of revenue compared to 49.1% in 2014.
- Vehicle depreciation and lease charges decreased to 24.3% of revenue from 25.0% in 2014, principally due to lower per-unit fleet costs.
- Selling, general and administrative costs increased to 11.2% of revenue from 10.9% in the prior year.
- Vehicle interest costs, at 3.9% of revenue, remained level compared to the prior year.

International

	2015	2014	% Change
Revenue	\$ 2,433	\$ 2,524	(4%)
Adjusted EBITDA	277	280	(1%)

Revenues decreased 4% during 2015 compared with 2014, primarily due to a 19% (18% excluding Maggiore) decrease in pricing (including a 15% negative impact from currency exchange rate movements) partially offset by an 18% increase in rental volumes (9% excluding Maggiore). Currency movements negatively impacted revenues by \$385 million (15%) year-over-year. Excluding Maggiore, total revenue per rental day decreased 16% (including a 15% negative impact from currency exchange rate movements).

Adjusted EBITDA declined 1% in 2015 compared with 2014, due to lower pricing and a \$42 million (15%) negative impact from currency exchange rate changes, partially offset by an increase in rental volumes, 23% lower per-unit fleet costs (including a 14% favorable impact from currency exchange rate movements) and the acquisitions of Maggiore and Scandinavia.

In the year ended December 31, 2015:

- Operating expenses increased to 52.7% of revenue compared to 52.0% in 2014, primarily due to lower pricing and higher insurance costs, partially offset by increased rental volumes.
- Vehicle depreciation and lease charges decreased to 18.7% of revenue from 20.0% compared to the prior year, driven by lower per-unit fleet costs.
- Selling, general and administrative costs decreased to 14.9% of revenue compared to 15.0% in the prior year.
- Vehicle interest costs increased to 2.2% of revenue compared to 1.9% in the prior year.

Corporate and Other

	2015	2014	% Change
Revenue	\$ —	\$ —	*
Adjusted EBITDA	(56)	(60)	*

* Not meaningful

Adjusted EBITDA increased \$4 million in 2015 compared with 2014, primarily due to lower selling, general and administrative expenses which are not attributable to a particular segment.

FINANCIAL CONDITION, LIQUIDITY AND CAPITAL RESOURCES

We present separately the financial data of our vehicle programs. These programs are distinct from our other activities as the assets under vehicle programs are generally funded through the issuance of debt that is collateralized by such assets. The income generated by these assets is used, in part, to repay the principal and interest associated with the debt. Cash inflows and outflows relating to the generation or acquisition of such assets and the principal debt repayment or financing of such assets are classified as activities of our vehicle programs. We believe it is appropriate to segregate the financial data of our vehicle programs because, ultimately, the source of repayment of such debt is the realization of such assets.

FINANCIAL CONDITION

	As of December 31,		Change
	2016	2015	
Total assets exclusive of assets under vehicle programs	\$ 6,065	\$ 5,918	\$ 147
Total liabilities exclusive of liabilities under vehicle programs	5,775	5,680	95
Assets under vehicle programs	11,578	11,716	(138)
Liabilities under vehicle programs	11,647	11,515	132
Stockholders' equity	221	439	(218)

Total assets exclusive of assets under vehicle programs increased 2% compared to 2015. Total liabilities exclusive of liabilities under vehicle programs increased by 2% (see "Liquidity and Capital Resources—Debt and Financing Arrangements" regarding the changes in our corporate financings).

Assets under vehicle programs decreased by 1% compared to 2015, and liabilities under vehicle programs increased by 1%.

The decrease in stockholders' equity is primarily due to the repurchase of our common stock, partially offset by our net income.

LIQUIDITY AND CAPITAL RESOURCES

Overview

Our principal sources of liquidity are cash on hand and our ability to generate cash through operations and financing activities, as well as available funding arrangements and committed credit facilities, each of which is discussed below.

During 2016, we issued \$350 million of 6% Senior Notes due 2024 at par. The proceeds from these borrowings were used to redeem \$300 million principal amount of our 4% Senior Notes due 2017 during second quarter 2016 and for general corporate purposes. We also issued €300 million of 4½% Euro-denominated Senior Notes due 2024, the proceeds of which were used primarily to redeem a portion of our outstanding 6% Euro-denominated Senior Notes due 2021. In addition, we repurchased approximately 12.3 million shares of our outstanding common stock for approximately \$390 million during 2016.

Cash Flows

Year Ended December 31, 2016 vs. Year Ended December 31, 2015

The following table summarizes our cash flows:

	Year Ended December 31,		Change
	2016	2015	
Cash provided by (used in):			
Operating activities	\$ 2,629	\$ 2,584	\$ 45
Investing activities	(2,149)	(2,830)	681
Financing activities	(438)	115	(553)
Effects of exchange rate changes	(4)	(41)	37
Net change in cash and cash equivalents	38	(172)	210
Cash and cash equivalents, beginning of period	452	624	(172)
Cash and cash equivalents, end of period	\$ 490	\$ 452	\$ 38

Cash provided by operating activities during 2016 increased 2% compared with 2015.

The decrease in cash used in investing activities during 2016 compared with 2015 is primarily due to a net decrease in investment in vehicles and reduced business acquisition activity.

The increase in cash used in financing activities during 2016 compared with 2015 is primarily due to an increase in net payments under vehicle programs.

We anticipate that our non-vehicle property and equipment additions will be approximately \$210 million in 2017. As of December 31, 2016, we had approximately \$300 million of authorized share repurchase capacity. We currently anticipate that we will utilize most of such capacity to repurchase common stock in 2017.

Year Ended December 31, 2015 vs. Year Ended December 31, 2014

The following table summarizes our cash flows:

	Year Ended December 31,		Change
	2015	2014	
Cash provided by (used in):			
Operating activities	\$ 2,584	\$ 2,579	\$ 5
Investing activities	(2,830)	(2,807)	(23)
Financing activities	115	182	(67)
Effects of exchange rate changes	(41)	(23)	(18)
Net change in cash and cash equivalents	(172)	(69)	(103)
Cash and cash equivalents, beginning of period	624	693	(69)
Cash and cash equivalents, end of period	\$ 452	\$ 624	\$ (172)

Cash provided by operating activities was substantially unchanged during 2015 compared with 2014.

Cash used in investing activities was substantially unchanged during 2015 compared with 2014.

The decrease in cash provided by financing activities in 2015 compared with 2014 is primarily due to an increase in our stock repurchases.

Debt and Financing Arrangements

At December 31, 2016, we had approximately \$12.4 billion of indebtedness (including corporate indebtedness of approximately \$3.5 billion and debt under vehicle programs of approximately \$8.9 billion). We use various hedging strategies, including derivative instruments, to manage a portion of the risks associated with our floating rate debt.

Corporate indebtedness consisted of:

	Maturity Date	As of December 31,		Change
		2016	2015	
4 $\frac{7}{8}$ % Senior Notes	November 2017	\$ —	\$ 300	\$ (300)
Floating Rate Senior Notes ^(a)	December 2017	249	249	—
Floating Rate Term Loan ^(b)	March 2019	144	970	(826)
6% Euro-denominated Senior Notes	March 2021	194	502	(308)
Floating Rate Term Loan ^(c)	March 2022	816	—	816
5 $\frac{1}{8}$ % Senior Notes	June 2022	400	400	—
5 $\frac{1}{2}$ % Senior Notes	April 2023	675	674	1
6 $\frac{3}{8}$ % Senior Notes	April 2024	350	—	350
4 $\frac{1}{8}$ % Euro-denominated Senior Notes	November 2024	316	—	316
5 $\frac{1}{4}$ % Senior Notes	March 2025	375	375	—
Other ^(d)		57	46	11
Deferred financing fees		(53)	(55)	2
Total		\$ 3,523	\$ 3,461	\$ 62

^(a) The interest rate on these notes is equal to three-month LIBOR plus 275 basis points, for an aggregate rate of 3.68% at December 31, 2016; the Company has entered into an interest rate swap to hedge its interest rate exposure related to these notes at an aggregate rate of 3.58%.

^(b) The floating rate term loan is part of the Company's senior revolving credit facility, which is secured by pledges of capital stock of certain subsidiaries of the Company, and liens on substantially all of the Company's intellectual property and certain other real and personal property. As of December 31, 2016, the floating rate term loan due 2019 bears interest at the greater of three-month LIBOR or 0.75%, plus 225 basis points, for an aggregate rate of 3.25%.

^(c) The floating rate term loan is part of the Company's senior credit facility, which is secured by pledges of capital stock of certain subsidiaries of the Company, and liens on substantially all of the Company's intellectual property and certain other real and personal property. As of December 31, 2016, the floating rate term loan due 2022 bears interest at the greater of three-month LIBOR or 0.75%, plus 250 basis points, for an aggregate rate of 3.50%. The Company has entered into a swap to hedge \$600 million of its interest rate exposure related to the floating rate term loan at an aggregate rate of 4.21%.

^(d) Primarily includes capital leases that are secured by liens on the related assets.

The following table summarizes the components of our debt under vehicle programs, including related party debt due to Avis Budget Rental Car Funding:

	As of December 31,		Change
	2016	2015	
Americas – Debt due to Avis Budget Rental Car Funding	\$ 6,733	\$ 6,837	\$ (104)
Americas – Debt borrowings	577	643	(66)
International – Debt borrowings ^(a)	1,449	1,187	262
International – Capital leases	162	238	(76)
Other	7	8	(1)
Deferred financing fees ^(b)	(50)	(53)	3
Total	\$ 8,878	\$ 8,860	\$ 18

^(a) The increase reflects additional borrowings principally to fund increases in the Company's car rental fleet and to replace capital lease financing.

^(b) Deferred financing fees related to Debt due to Avis Budget Rental Car Funding as of December 31, 2016 and 2015 were \$38 million and \$41 million, respectively.

The following table provides the contractual maturities for our corporate debt and our debt under vehicle programs, including related party debt due to Avis Budget Rental Car Funding, at December 31, 2016:

	Corporate Debt	Debt under Vehicle Programs
Due in 2017	\$ 279	\$ 1,094
Due in 2018	17	2,508
Due in 2019	158	2,613
Due in 2020	12	1,618
Due in 2021	205	950
Thereafter	2,905	145
	<u>\$ 3,576</u>	<u>\$ 8,928</u>

At December 31, 2016, we had approximately \$4.6 billion of available funding under our various financing arrangements (comprised of \$1.0 billion of availability under our committed credit facilities and approximately \$3.6 billion available for use in our vehicle programs). As of December 31, 2016, the committed non-vehicle-backed credit facilities available to us and/or our subsidiaries included:

	Total Capacity	Outstanding Borrowings	Letters of Credit Issued	Available Capacity
Senior revolving credit facility maturing 2021 ^(a)	\$ 1,800	\$ —	\$ 753	\$ 1,047
Other credit facilities ^(b)	5	5	—	—

^(a) The senior revolving credit facility bears interest at one-month LIBOR plus 200 basis points and is part of the Company's senior credit facility, which is secured by pledges of capital stock of certain subsidiaries of the Company, and liens on substantially all of the Company's intellectual property and certain other real and personal property.

^(b) These facilities encompass bank overdraft lines of credit, bearing interest of 1.50% to 3.10% as of December 31, 2016.

At December 31, 2016, the Company had various other uncommitted credit facilities available, which bear interest at rates of 0.75% to 4.50%, under which it had drawn approximately \$5 million.

The following table presents available funding under our debt arrangements related to our vehicle programs, including related party debt due to Avis Budget Rental Car Funding, at December 31, 2016:

	Total Capacity^(a)	Outstanding Borrowings	Available Capacity
Americas – Debt due to Avis Budget Rental Car Funding ^(b)	\$ 9,083	\$ 6,733	\$ 2,350
Americas – Debt borrowings ^(c)	895	577	318
International – Debt borrowings ^(d)	2,373	1,449	924
International – Capital Leases ^(e)	194	162	32
Other	7	7	—
Total	<u>\$ 12,552</u>	<u>\$ 8,928</u>	<u>\$ 3,624</u>

^(a) Capacity is subject to maintaining sufficient assets to collateralize debt.

^(b) The outstanding debt is collateralized by \$8.2 billion of underlying vehicles and related assets.

^(c) The outstanding debt is collateralized by \$0.8 billion of underlying vehicles and related assets.

^(d) The outstanding debt is collateralized by \$1.9 billion of underlying vehicles and related assets.

^(e) The outstanding debt is collateralized by \$0.2 billion of underlying vehicles and related assets.

The significant terms for our outstanding debt instruments, credit facilities and available funding arrangements as of December 31, 2016, can be found in Notes 12 and 13 to our Consolidated Financial Statements.

LIQUIDITY RISK

Our primary liquidity needs include the payment of operating expenses, servicing of corporate and vehicle-related debt and procurement of rental vehicles to be used in our operations. The present intention of management is to reinvest the undistributed earnings of the Company's foreign subsidiaries indefinitely into its foreign operations. We do not anticipate the need to repatriate foreign earnings to the United States to service corporate debt or for other U.S. needs. Our primary sources of funding are operating revenue, cash received upon the sale of vehicles, borrowings under our vehicle-backed borrowing arrangements and our senior revolving credit facility, and other financing activities.

As discussed above, as of December 31, 2016, we have cash and cash equivalents of \$490 million, available borrowing capacity under our committed credit facilities of \$1.0 billion, and available capacity under our vehicle programs of approximately \$3.6 billion. In 2016, the Company's Board of Directors increased the Company's share repurchase program authorization by a total of \$550 million.

Our liquidity position could be negatively affected by financial market disruptions or a downturn in the U.S. and worldwide economies, which may result in unfavorable conditions in the vehicle rental industry, in the asset-backed financing market, and in the credit markets, generally. We believe these factors have in the past affected and could in the future affect the debt ratings assigned to us by credit rating agencies and the cost of our borrowings. Additionally, a downturn in the worldwide economy or a disruption in the credit markets could impact our liquidity due to (i) decreased demand and pricing for vehicles in the used vehicle market, (ii) increased costs associated with, and/or reduced capacity or increased collateral needs under, our financings, (iii) the adverse impact of vehicle manufacturers, including Ford, General Motors, Chrysler, Peugeot, Kia, Volkswagen, Fiat, Mercedes, Toyota and Volvo, being unable or unwilling to honor their obligations to repurchase or guarantee the depreciation on the related program vehicles and (iv) disruption in our ability to obtain financing due to negative credit events specific to us or affecting the overall debt market (see Item 1A. Risk Factors for further discussion).

Our liquidity position could also be negatively impacted if we are unable to remain in compliance with the financial and other covenants associated with our senior revolving credit facility and other borrowings, including a maximum leverage ratio. As of December 31, 2016, we were in compliance with the financial covenants governing our indebtedness.

CONTRACTUAL OBLIGATIONS

The following table summarizes our principal future contractual obligations as of December 31, 2016:

	2017	2018	2019	2020	2021	Thereafter	Total
Corporate debt	\$ 279	\$ 17	\$ 158	\$ 12	\$ 205	\$ 2,905	\$ 3,576
Debt under vehicle programs	1,094	2,508	2,613	1,618	950	145	8,928
Debt interest	386	339	240	193	152	219	1,529
Operating leases ^(a)	710	473	426	313	174	605	2,701
Commitments to purchase vehicles ^(b)	7,707	—	—	—	—	—	7,707
Defined benefit pension plan contributions ^(c)	11	—	—	—	—	—	11
Other purchase commitments ^(d)	71	34	12	12	11	1	141
Total ^(e)	\$ 10,258	\$ 3,371	\$ 3,449	\$ 2,148	\$ 1,492	\$ 3,875	\$ 24,593

^(a) Operating lease obligations are presented net of sublease rentals to be received (see Note 14 to our Consolidated Financial Statements) and include commitments to enter into operating leases.

^(b) Represents commitments to purchase vehicles, the majority of which are from Ford, General Motors and Chrysler. These commitments are generally subject to the vehicle manufacturers satisfying their obligations under the repurchase and guaranteed depreciation agreements. The purchase of such vehicles is generally financed through borrowings under vehicle programs in addition to cash received upon the sale of vehicles, many of which were purchased under repurchase and guaranteed depreciation programs (see Note 14 to our Consolidated Financial Statements).

^(c) Represents the expected contributions to our defined benefit pension plans in 2017. The amount of future contributions to our defined benefit pension plans will depend on the rates of return generated from plan assets and other factors (see Note 17 to our Consolidated Financial Statements) and are not included above.

- (d) Primarily represents commitments under service contracts for information technology, telecommunications and marketing agreements with travel service companies.
- (e) Excludes income tax uncertainties of \$40 million, \$15 million of which is subject to indemnification by Realogy and Wyndham. We are unable to estimate the period in which these income tax uncertainties are expected to be settled.

For more information regarding guarantees and indemnifications, see Note 14 to our Consolidated Financial Statements.

ACCOUNTING POLICIES

Critical Accounting Policies

In presenting our financial statements in conformity with GAAP, we are required to make estimates and assumptions that affect the amounts reported therein. Several of the estimates and assumptions we are required to make relate to matters that are inherently uncertain as they pertain to future events and/or events that are outside of our control. If there is a significant unfavorable change to current conditions, it could result in a material adverse impact to our consolidated results of operations, financial position and liquidity. We believe that the estimates and assumptions we used when preparing our financial statements were the most appropriate at that time. Presented below are those accounting policies that we believe require subjective and complex judgments that could potentially affect reported results. However, our businesses operate in environments where we are paid a fee for a service performed, and therefore the results of the majority of our recurring operations are recorded in our financial statements using accounting policies that are not particularly subjective, nor complex.

Goodwill and Other Indefinite-lived Intangible Assets. We have reviewed the carrying value of our goodwill and other indefinite-lived intangible assets for impairment. In performing this review, we are required to make an assessment of fair value for our goodwill and other indefinite-lived intangible assets. When determining fair value, we utilize various assumptions, including the fair market trading price of our common stock and management's projections of future cash flows. A change in these underlying assumptions will cause a change in the results of the tests and, as such, could cause the fair value to be less than the respective carrying amount. In such event, we would then be required to record a charge, which would impact earnings. We review the carrying value of goodwill and other indefinite-lived intangible assets for impairment annually, or more frequently if circumstances indicate that an impairment may have occurred.

Our goodwill and other indefinite-lived intangible assets are allocated among our reporting units. During 2016, 2015 and 2014, there was no impairment of goodwill or other intangible assets. In the future, failure to achieve our business plans, a significant deterioration of the macroeconomic conditions of the countries in which we operate, or significant changes in the assumptions and estimates that are used in our impairment testing for goodwill and indefinite-lived intangible assets (such as the discount rate) could result in significantly different estimates of fair value that could trigger an impairment of the goodwill or intangible assets of our reporting units.

Vehicles. We present vehicles at cost, net of accumulated depreciation, on the Consolidated Balance Sheets. We record the initial cost of the vehicle, net of incentives and allowances from manufactures. We acquire our rental vehicles either through repurchase and guaranteed depreciation programs with certain automobile manufacturers or outside of such programs. For rental vehicles purchased under such programs, we depreciate the vehicles such that the net book value on the date of sale or return to the manufacturers is intended to equal the contractual guaranteed residual values. For risk vehicles, acquired outside of manufacturer repurchase and guaranteed depreciation programs, we depreciate based on the vehicles' estimated residual market values and their expected dates of disposition. The estimation of residual values requires the Company to make assumptions regarding the age and mileage of the vehicle at the time of disposal, as well as expected used vehicle market conditions. The Company periodically evaluates estimated residual values and adjusts depreciation rates as appropriate. Differences between actual residual values and those estimated result in a gain or loss on disposal and are recorded as part of vehicle depreciation and lease charges, net, at the time of sale. See Note 2 to our Consolidated Financial Statements.

Income Taxes. We account for income taxes under the asset and liability method, which requires the recognition of deferred tax assets and liabilities for the expected future tax consequences of events that have been reflected in the financial statements. Under this method, deferred tax assets and liabilities are determined based on the differences between the financial statement and tax bases of assets and liabilities using enacted tax rates in effect for the year in which the differences are expected to reverse. The effect of a change in tax rates on deferred tax assets and liabilities is recognized in income in the period that includes the enactment date.

We record net deferred tax assets to the extent we believe these assets will more likely than not be realized. In making such determination, we consider all available positive and negative evidence, including scheduled reversals of deferred tax liabilities, projected future taxable income, tax planning strategies and recent results of operations. In the event we were to determine that we would be able to realize deferred income tax assets in the future in excess of their net recorded amount, we would make an adjustment to the valuation allowance which would reduce the provision for income taxes. Currently we do not record valuation allowances on the majority of our tax loss carryforwards as there are adequate deferred tax liabilities that could be realized within the carryforward period.

See Notes 2 and 8 to our Consolidated Financial Statements for more information regarding income taxes.

Public Liability, Property Damage and Other Insurance Liabilities. Insurance liabilities on our Consolidated Balance Sheets include supplemental liability insurance, personal effects protection insurance, public liability, property damage and personal accident insurance claims for which we are self-insured. We estimate the required liability of such claims on an undiscounted basis utilizing an actuarial method that is based upon various assumptions which include, but are not limited to, our historical loss experience and projected loss development factors. The required liability is also subject to adjustment in the future based upon changes in claims experience, including changes in the number of incidents for which we are ultimately liable and changes in the cost per incident.

Adoption of New Accounting Pronouncements

For a description of our adoption of new accounting pronouncements and the impact thereof on our business, see Note 2 to our Consolidated Financial Statements.

Recently Issued Accounting Pronouncements

For a description of recently issued accounting pronouncements and the impact thereof on our business, see Note 2 to our Consolidated Financial Statements.

ITEM 7A. QUANTITATIVE AND QUALITATIVE DISCLOSURES ABOUT MARKET RISK

We are exposed to a variety of market risks, including changes in currency exchange rates, interest rates and gasoline prices. We manage our exposure to market risks through our regular operating and financing activities and, when deemed appropriate, through the use of derivative financial instruments, particularly swap contracts, futures and options contracts, to manage and reduce the interest rate risk related to our debt; currency forward contracts to manage and reduce currency exchange rate risk; and derivative commodity instruments to manage and reduce the risk of changing unleaded gasoline prices.

We are exclusively an end user of these instruments. We do not engage in trading, market-making or other speculative activities in the derivatives markets. We manage our exposure to counterparty credit risk related to our use of derivatives through specific minimum credit standards, diversification of counterparties, and procedures to monitor concentrations of credit risk. Our counterparties are substantial investment and commercial banks with significant experience providing such derivative instruments.

Our total market risk is influenced by a wide variety of factors including the volatility present within the markets and the liquidity of the markets. There are certain limitations inherent in the sensitivity analyses discussed below. These "shock tests" are constrained by several factors, including the necessity to conduct the analysis based on a single point in time and the inability to include the complex market reactions that normally would arise from the market shifts modeled. For additional information regarding our borrowings and financial instruments, see Notes 12, 13 and 18 to our Consolidated Financial Statements.

Currency Risk Management

We have currency rate exposure to exchange rate fluctuations worldwide and particularly with respect to the Australian, Canadian and New Zealand dollars, the Euro and British pound sterling. We use currency forward contracts and currency swap contracts to manage exchange rate risk that arises from certain intercompany transactions and from non-functional currency denominated assets and liabilities and earnings denominated in non-U.S. dollar currencies. Our currency forward contracts are often not designated as hedges and therefore

changes in the fair value of these derivatives are recognized in earnings as they occur. We anticipate that such currency exchange rate risk will remain a market risk exposure for the foreseeable future.

We assess our market risk based on changes in currency exchange rates utilizing a sensitivity analysis. The sensitivity analysis measures the potential impact on earnings, cash flows and fair values based on a hypothetical 10% appreciation or depreciation in the value of the underlying currencies being hedged, against the U.S. dollar at December 31, 2016. With all other variables held constant, a hypothetical 10% change (increase or decrease) in currency exchange rates would not have a material impact on our 2016 earnings. Because unrealized gains or losses related to foreign currency forward and swap contracts are expected to be offset by corresponding gains or losses on the underlying exposures being hedged, when combined, these foreign currency contracts and the offsetting underlying commitments do not create a material impact on our Consolidated Financial Statements.

Interest Rate Risk Management

Our primary interest rate exposure at December 31, 2016 was interest rate fluctuations in the United States, specifically LIBOR and commercial paper interest rates due to their impact on variable rate borrowings and other interest rate sensitive liabilities. We use interest rate swaps and caps to manage our exposure to interest rate movements. We anticipate that LIBOR and commercial paper rates will remain a primary market risk exposure for the foreseeable future.

We assess our market risk based on changes in interest rates utilizing a sensitivity analysis. Based on our interest rate exposures and derivatives as of December 31, 2016, we estimate that a 10% change in interest rates would not have a material impact on our 2016 earnings. Because gains or losses related to interest rate derivatives are expected to be offset by corresponding gains or losses on the underlying exposures being hedged, when combined, these interest rate contracts and the offsetting underlying commitments do not create a material impact on our Consolidated Financial Statements.

Commodity Risk Management

We have commodity price exposure related to fluctuations in the price of gasoline. We anticipate that such commodity risk will remain a market risk exposure for the foreseeable future. We determined that a hypothetical 10% change in the price of gasoline would not have a material impact on our earnings as of December 31, 2016.

ITEM 8. FINANCIAL STATEMENTS AND SUPPLEMENTARY DATA

See Consolidated Financial Statements and Consolidated Financial Statement Index commencing on Page F-1 hereof.

ITEM 9. CHANGES IN AND DISAGREEMENTS WITH ACCOUNTANTS ON ACCOUNTING AND FINANCIAL DISCLOSURE

None.

ITEM 9A. CONTROLS AND PROCEDURES

- (a) *Disclosure Controls and Procedures.* Under the supervision and with the participation of our Chief Executive Officer and Chief Financial Officer, our management conducted an evaluation of the effectiveness of our disclosure controls and procedures (as such term is defined in Rules 13a-15(e) and 15d-15(e) under the Securities Exchange Act of 1934, as amended (the "Exchange Act")). Based on such evaluation, our Chief Executive Officer and Chief Financial Officer have concluded that our disclosure controls and procedures were effective as of the end of the period covered by this annual report.
- (b) *Management's Annual Report on Internal Control Over Financial Reporting.* Our management is responsible for establishing and maintaining adequate internal control over financial reporting, as defined in Rules 13a-15(f) and 15d-15(f) under the Exchange Act. Our management assessed the effectiveness of our internal control over financial reporting as of December 31, 2016. In making this assessment, management used the criteria set forth by the Committee of Sponsoring Organizations of the Treadway Commission (COSO) in *Internal Control - Integrated Framework (2013)*. Based on this assessment, our management believes that, as of December 31, 2016, our internal control over financial reporting was effective. The effectiveness of the Company's internal control over financial reporting as of December 31, 2016, has been audited by Deloitte &

Touche LLP, an independent registered public accounting firm. Their attestation report is included below.

- (c) *Changes in Internal Control Over Financial Reporting*. During the fiscal quarter to which this report relates, there has been no change in the Company's internal control over financial reporting (as such term is defined in Rules 13a-15(f) and 15d-15(f) under the Exchange Act) that has materially affected, or is reasonably likely to materially affect, the Company's internal control over financial reporting.

REPORT OF INDEPENDENT REGISTERED PUBLIC ACCOUNTING FIRM

To the Board of Directors and Stockholders of
Avis Budget Group, Inc.
Parsippany, New Jersey

We have audited the internal control over financial reporting of Avis Budget Group, Inc. and subsidiaries (the "Company") as of December 31, 2016, based on criteria established in *Internal Control - Integrated Framework (2013)* issued by the Committee of Sponsoring Organizations of the Treadway Commission. The Company's management is responsible for maintaining effective internal control over financial reporting and for its assessment of the effectiveness of internal control over financial reporting, included in the accompanying *Management's Annual Report on Internal Control over Financial Reporting*. Our responsibility is to express an opinion on the Company's internal control over financial reporting based on our audit.

We conducted our audit in accordance with the standards of the Public Company Accounting Oversight Board (United States). Those standards require that we plan and perform the audit to obtain reasonable assurance about whether effective internal control over financial reporting was maintained in all material respects. Our audit included obtaining an understanding of internal control over financial reporting, assessing the risk that a material weakness exists, testing and evaluating the design and operating effectiveness of internal control based on the assessed risk, and performing such other procedures as we considered necessary in the circumstances. We believe that our audit provides a reasonable basis for our opinion.

A company's internal control over financial reporting is a process designed by, or under the supervision of, the company's principal executive and principal financial officers, or persons performing similar functions, and effected by the company's board of directors, management, and other personnel to provide reasonable assurance regarding the reliability of financial reporting and the preparation of financial statements for external purposes in accordance with generally accepted accounting principles. A company's internal control over financial reporting includes those policies and procedures that (1) pertain to the maintenance of records that, in reasonable detail, accurately and fairly reflect the transactions and dispositions of the assets of the company; (2) provide reasonable assurance that transactions are recorded as necessary to permit preparation of financial statements in accordance with generally accepted accounting principles, and that receipts and expenditures of the company are being made only in accordance with authorizations of management and directors of the company; and (3) provide reasonable assurance regarding prevention or timely detection of unauthorized acquisition, use, or disposition of the company's assets that could have a material effect on the financial statements.

Because of the inherent limitations of internal control over financial reporting, including the possibility of collusion or improper management override of controls, material misstatements due to error or fraud may not be prevented or detected on a timely basis. Also, projections of any evaluation of the effectiveness of the internal control over financial reporting to future periods are subject to the risk that the controls may become inadequate because of changes in conditions, or that the degree of compliance with the policies or procedures may deteriorate.

In our opinion, the Company maintained, in all material respects, effective internal control over financial reporting as of December 31, 2016, based on the criteria established in *Internal Control - Integrated Framework (2013)* issued by the Committee of Sponsoring Organizations of the Treadway Commission.

We have also audited, in accordance with the standards of the Public Company Accounting Oversight Board (United States), the consolidated financial statements and financial statement schedule as of and for the year ended December 31, 2016 of the Company and our report dated February 21, 2017 expressed an unqualified opinion on those consolidated financial statements and financial statement schedule.

/s/ DELOITTE & TOUCHE LLP
New York, New York
February 21, 2017

ITEM 9B. OTHER INFORMATION

None.

PART III

ITEM 10. DIRECTORS, EXECUTIVE OFFICERS AND CORPORATE GOVERNANCE

The information contained in the Company's Annual Proxy Statement under the sections titled "Corporate Governance - Board of Directors," "Corporate Governance - Functions and Meetings of the Board of Directors," "Corporate Governance - Functions and Meetings of the Board of Directors - Codes of Conduct," "Corporate Governance - Committees of the Board of Directors," "Executive Officers" and "Section 16(a) Beneficial Ownership Reporting Compliance" is incorporated herein by reference in response to this item.

ITEM 11. EXECUTIVE COMPENSATION

The information contained in the Company's Annual Proxy Statement under the section titled "Executive Compensation" is incorporated herein by reference in response to this item.

ITEM 12. SECURITY OWNERSHIP OF CERTAIN BENEFICIAL OWNERS AND MANAGEMENT AND RELATED STOCKHOLDER MATTERS

The information contained in the Company's Annual Proxy Statement under the section titled "Security Ownership of Certain Beneficial Owners" is incorporated herein by reference in response to this item.

Information concerning our equity compensation plans is included in Part II of this report under the caption "Securities Authorized for Issuance under Equity Compensation Plans."

ITEM 13. CERTAIN RELATIONSHIPS AND RELATED TRANSACTIONS, AND DIRECTOR INDEPENDENCE

The information contained in the Company's Annual Proxy Statement under the section titled "Corporate Governance - Related Person Transactions" and "Corporate Governance - Functions and Meetings of the Board of Directors - Director Independence" is incorporated herein by reference in response to this item.

ITEM 14. PRINCIPAL ACCOUNTING FEES AND SERVICES

The information contained in the Company's Annual Proxy Statement under the section titled "Proposals To Be Voted On At Meeting-Proposal No. 2: Ratification of Appointment of Auditors" is incorporated herein by reference in response to this item.

PART IV

ITEM 15. EXHIBITS, FINANCIAL STATEMENT SCHEDULES

ITEM 15(A)(1). FINANCIAL STATEMENTS

See Consolidated Financial Statements and Consolidated Financial Statements Index commencing on page F-1 hereof.

ITEM 15(A)(2). FINANCIAL STATEMENT SCHEDULES

See Schedule II – Valuation and Qualifying Accounts for the years ended December 31, 2016, 2015 and 2014 commencing on page G-1 hereof.

ITEM 15(A)(3). EXHIBITS

See Exhibit Index commencing on page H-1 hereof.

Pursuant to the requirements of the Securities Exchange Act of 1934, this report has been signed below by the following persons on behalf of the registrant and in the capacities and on the dates indicated.

Signature	Title	Date
<u>/s/ LARRY D. DE SHON</u> (Larry D. De Shon)	Chief Executive Officer and Director	February 21, 2017
<u>/s/ DAVID B. WYSHNER</u> (David B. Wyshner)	President and Chief Financial Officer	February 21, 2017
<u>/s/ DAVID T. CALABRIA</u> (David T. Calabria)	Senior Vice President and Chief Accounting Officer	February 21, 2017
<u>/s/ W. ALUN CATHCART</u> (W. Alun Cathcart)	Director	February 21, 2017
<u>/s/ BRIAN CHOI</u> (Brian Choi)	Director	February 21, 2017
<u>/s/ MARY C. CHOKSI</u> (Mary C. Choksi)	Director	February 21, 2017
<u>/s/ LEONARD S. COLEMAN, JR.</u> (Leonard S. Coleman, Jr.)	Director	February 21, 2017
<u>/s/ JEFFREY H. FOX</u> (Jeffrey H. Fox)	Director	February 21, 2017
<u>/s/ JOHN D. HARDY, JR.</u> (John D. Hardy, Jr.)	Director	February 21, 2017
<u>/s/ LYNN KROMINGA</u> (Lynn Krominga)	Director	February 21, 2017
<u>/s/ EDUARDO G. MESTRE</u> (Eduardo G. Mestre)	Director	February 21, 2017
<u>/s/ RONALD L. NELSON</u> (Ronald L. Nelson)	Executive Chairman of the Board of Directors	February 21, 2017
<u>/s/ F. ROBERT SALERNO</u> (F. Robert Salerno)	Director	February 21, 2017
<u>/s/ STENDER E. SWEENEY</u> (Stender E. Sweeney)	Director	February 21, 2017
<u>/s/ SANOKE VISWANATHAN</u> (Sanoke Viswanathan)	Director	February 21, 2017

INDEX TO CONSOLIDATED FINANCIAL STATEMENTS

	<u>Page</u>
Report of Independent Registered Public Accounting Firm	F-2
Consolidated Statements of Operations for the years ended December 31, 2016, 2015 and 2014	F-3
Consolidated Statements of Comprehensive Income for the years ended December 31, 2016, 2015 and 2014	F-4
Consolidated Balance Sheets as of December 31, 2016 and 2015	F-5
Consolidated Statements of Cash Flows for the years ended December 31, 2016, 2015 and 2014	F-6
Consolidated Statements of Stockholders' Equity for the years ended December 31, 2016, 2015 and 2014	F-8
Notes to Consolidated Financial Statements	F-9

REPORT OF INDEPENDENT REGISTERED PUBLIC ACCOUNTING FIRM

To the Board of Directors and Stockholders of
Avis Budget Group, Inc.
Parsippany, New Jersey

We have audited the accompanying consolidated balance sheets of Avis Budget Group, Inc. and subsidiaries (the "Company") as of December 31, 2016 and 2015, and the related consolidated statements of operations, comprehensive income, stockholders' equity, and cash flows for each of the three years in the period ended December 31, 2016. Our audits also included the financial statement schedule listed in the Index at Item 15. These consolidated financial statements and financial statement schedule are the responsibility of the Company's management. Our responsibility is to express an opinion on the consolidated financial statements and financial statement schedule based on our audits.

We conducted our audits in accordance with the standards of the Public Company Accounting Oversight Board (United States). Those standards require that we plan and perform the audit to obtain reasonable assurance about whether the financial statements are free of material misstatement. An audit includes examining, on a test basis, evidence supporting the amounts and disclosures in the financial statements. An audit also includes assessing the accounting principles used and significant estimates made by management, as well as evaluating the overall financial statement presentation. We believe that our audits provide a reasonable basis for our opinion.

In our opinion, such consolidated financial statements present fairly, in all material respects, the financial position of the Company as of December 31, 2016 and 2015, and the results of its operations and its cash flows for each of the three years in the period ended December 31, 2016, in conformity with accounting principles generally accepted in the United States of America. Also, in our opinion, such financial statement schedule, when considered in relation to the basic consolidated financial statements taken as a whole, presents fairly, in all material respects, the information set forth therein.

We have also audited, in accordance with the standards of the Public Company Accounting Oversight Board (United States), the Company's internal control over financial reporting as of December 31, 2016, based on the criteria established in *Internal Control - Integrated Framework (2013)* issued by the Committee of Sponsoring Organizations of the Treadway Commission and our report dated February 21, 2017 expressed an unqualified opinion on the Company's internal control over financial reporting.

/s/ DELOITTE & TOUCHE LLP
New York, New York
February 21, 2017

Avis Budget Group, Inc.
CONSOLIDATED STATEMENTS OF OPERATIONS
(In millions, except per share data)

	Year Ended December 31,		
	2016	2015	2014
Revenues			
Vehicle rental	\$ 6,081	\$ 6,026	\$ 6,026
Other	2,578	2,476	2,459
Net revenues	<u>8,659</u>	<u>8,502</u>	<u>8,485</u>
Expenses			
Operating	4,382	4,284	4,251
Vehicle depreciation and lease charges, net	2,047	1,933	1,996
Selling, general and administrative	1,134	1,093	1,080
Vehicle interest, net	284	289	282
Non-vehicle related depreciation and amortization	253	218	180
Interest expense related to corporate debt, net:			
Interest expense	203	194	209
Early extinguishment of debt	27	23	56
Restructuring expense	29	18	26
Transaction-related costs, net	21	68	13
Total expenses	<u>8,380</u>	<u>8,120</u>	<u>8,093</u>
Income before income taxes	279	382	392
Provision for income taxes	<u>116</u>	<u>69</u>	<u>147</u>
Net income	<u>\$ 163</u>	<u>\$ 313</u>	<u>\$ 245</u>
Earnings per share			
Basic	\$ 1.78	\$ 3.02	\$ 2.32
Diluted	\$ 1.75	\$ 2.98	\$ 2.22

See Notes to Consolidated Financial Statements.

Avis Budget Group, Inc.
CONSOLIDATED STATEMENTS OF COMPREHENSIVE INCOME
(In millions)

	Year Ended December 31,		
	2016	2015	2014
Net income	\$ 163	\$ 313	\$ 245
Other comprehensive income (loss), net of tax			
Currency translation adjustments, net of tax of \$(9), \$(22) and \$(30), respectively	\$ 41	\$ (131)	\$ (115)
Available-for-sale securities:			
Net unrealized gains (losses) on available-for-sale securities, net of tax of \$(1), \$1, and \$0, respectively	1	(2)	—
Cash flow hedges:			
Net unrealized holding gains (losses), net of tax of \$(1), \$4, and \$4, respectively.	—	(6)	(7)
Less: Cash flow hedges reclassified to earnings, net of tax of \$(2), \$(3) and \$(3), respectively	4	5	5
Minimum pension liability adjustment:			
Pension and post-retirement benefits, net of tax of \$21, \$(1) and \$25, respectively.	(57)	6	(24)
Less: Pension and post-retirement benefits reclassified to earnings, net of tax of \$(2), \$(2) and \$(1), respectively	4	3	2
	<u>(7)</u>	<u>(125)</u>	<u>(139)</u>
Total comprehensive income	<u>\$ 156</u>	<u>\$ 188</u>	<u>\$ 106</u>

See Notes to Consolidated Financial Statements.

Avis Budget Group, Inc.
CONSOLIDATED BALANCE SHEETS
(In millions, except par value)

	December 31,	
	2016	2015
Assets		
Current assets:		
Cash and cash equivalents	\$ 490	\$ 452
Receivables (net of allowance for doubtful accounts of \$38 and \$34, respectively)	808	668
Other current assets	519	507
Total current assets	<u>1,817</u>	<u>1,627</u>
Property and equipment, net	685	681
Deferred income taxes	1,493	1,488
Goodwill	1,007	973
Other intangibles, net	870	917
Other non-current assets	193	232
Total assets exclusive of assets under vehicle programs	<u>6,065</u>	<u>5,918</u>
Assets under vehicle programs:		
Program cash	225	258
Vehicles, net	10,464	10,658
Receivables from vehicle manufacturers and other	527	438
Investment in Avis Budget Rental Car Funding (AESOP) LLC—related party	362	362
	<u>11,578</u>	<u>11,716</u>
Total assets	<u>\$ 17,643</u>	<u>\$ 17,634</u>
Liabilities and stockholders' equity		
Current liabilities:		
Accounts payable and other current liabilities	\$ 1,488	\$ 1,485
Short-term debt and current portion of long-term debt	279	26
Total current liabilities	<u>1,767</u>	<u>1,511</u>
Long-term debt	3,244	3,435
Other non-current liabilities	764	734
Total liabilities exclusive of liabilities under vehicle programs	<u>5,775</u>	<u>5,680</u>
Liabilities under vehicle programs:		
Debt	2,183	2,064
Debt due to Avis Budget Rental Car Funding (AESOP) LLC—related party	6,695	6,796
Deferred income taxes	2,429	2,367
Other	340	288
	<u>11,647</u>	<u>11,515</u>
Commitments and contingencies (Note 14)		
Stockholders' equity:		
Preferred stock, \$.01 par value—authorized 10 shares; none issued and outstanding	—	—
Common stock, \$.01 par value—authorized 250 shares; issued 137 shares, respectively	1	1
Additional paid-in capital	6,918	7,010
Accumulated deficit	(1,639)	(1,802)
Accumulated other comprehensive loss	(154)	(147)
Treasury stock, at cost—51 and 39 shares, respectively	(4,905)	(4,623)
Total stockholders' equity	<u>221</u>	<u>439</u>
Total liabilities and stockholders' equity	<u>\$ 17,643</u>	<u>\$ 17,634</u>

See Notes to Consolidated Financial Statements.

Avis Budget Group, Inc.
CONSOLIDATED STATEMENTS OF CASH FLOWS
(In millions)

	Year Ended December 31,		
	2016	2015	2014
Operating activities			
Net income	\$ 163	\$ 313	\$ 245
Adjustments to reconcile net income to net cash provided by operating activities:			
Vehicle depreciation	1,877	1,837	1,840
Gain on sale of vehicles, net	(10)	(60)	(7)
Non-vehicle related depreciation and amortization	253	218	180
Deferred income taxes	51	58	65
Stock-based compensation	27	28	25
Amortization of debt financing fees	37	42	41
Early extinguishment of debt costs	27	23	56
Net change in assets and liabilities:			
Receivables	(65)	(42)	(60)
Income taxes	5	(18)	37
Accounts payable and other current liabilities	(9)	(79)	(3)
Other, net	273	264	160
Net cash provided by operating activities	<u>2,629</u>	<u>2,584</u>	<u>2,579</u>
Investing activities			
Property and equipment additions	(190)	(199)	(182)
Proceeds received on asset sales	19	15	21
Net assets acquired (net of cash acquired)	(55)	(256)	(416)
Other, net	3	6	(11)
Net cash used in investing activities exclusive of vehicle programs	<u>(223)</u>	<u>(434)</u>	<u>(588)</u>
<i>Vehicle programs:</i>			
Decrease (increase) in program cash	31	(148)	(10)
Investment in vehicles	(12,461)	(11,928)	(11,875)
Proceeds received on disposition of vehicles	10,504	9,680	9,666
	<u>(1,926)</u>	<u>(2,396)</u>	<u>(2,219)</u>
Net cash used in investing activities	<u>(2,149)</u>	<u>(2,830)</u>	<u>(2,807)</u>
Financing activities			
Proceeds from long-term borrowings	894	377	871
Payments on long-term borrowings	(847)	(301)	(762)
Net change in short-term borrowings	4	(22)	5
Debt financing fees	(20)	(7)	(17)
Repurchases of common stock	(387)	(393)	(297)
Other, net	—	(7)	—
Net cash used in financing activities exclusive of vehicle programs	<u>(356)</u>	<u>(353)</u>	<u>(200)</u>

Avis Budget Group, Inc.
CONSOLIDATED STATEMENTS OF CASH FLOWS (Continued)
(In millions)

	Year Ended December 31,		
	2016	2015	2014
<i>Vehicle programs:</i>			
Proceeds from borrowings	15,769	14,138	14,373
Payments on borrowings	(15,826)	(13,648)	(13,963)
Debt financing fees	(25)	(22)	(28)
Net cash (used in) provided by financing activities	(438)	115	182
Effect of changes in exchange rates on cash and cash equivalents	(4)	(41)	(23)
Net increase (decrease) in cash and cash equivalents	38	(172)	(69)
Cash and cash equivalents, beginning of period	452	624	693
Cash and cash equivalents, end of period	\$ 490	\$ 452	\$ 624
Supplemental disclosure			
Interest payments	\$ 461	\$ 454	\$ 474
Income tax payments, net	\$ 60	\$ 29	\$ 45

See Notes to Consolidated Financial Statements.

Avis Budget Group, Inc.
CONSOLIDATED STATEMENTS OF STOCKHOLDERS' EQUITY
(In millions)

	Common Stock		Additional Paid-in Capital	Accumulated Deficit	Accumulated Other Comprehensive Income (Loss)	Treasury Stock		Total Stockholders' Equity
	Shares	Amount				Shares	Amount	
Balance at January 1, 2014	137.1	\$ 1	\$ 7,893	\$ (2,360)	\$ 117	(30.5)	\$ (4,880)	\$ 771
Comprehensive income:								
Net income	—	—	—	245	—	—	—	
Other comprehensive loss	—	—	—	—	(139)	—	—	
Total comprehensive income								106
Net activity related to restricted stock units	—	—	(143)	—	—	0.7	153	10
Exercise of stock options	—	—	(20)	—	—	0.1	20	—
Change in excess tax benefit on equity awards	—	—	12	—	—	—	—	12
Activity related to employee stock purchase plan	—	—	(1)	—	—	—	1	—
Issuance of common stock - conversion of convertible debt	—	—	(529)	—	—	4.0	595	66
Repurchase of common stock	—	—	—	—	—	(5.7)	(300)	(300)
Balance at December 31, 2014	137.1	\$ 1	\$ 7,212	\$ (2,115)	\$ (22)	(31.4)	\$ (4,411)	\$ 665
Comprehensive income:								
Net income	—	—	—	313	—	—	—	
Other comprehensive loss	—	—	—	—	(125)	—	—	
Total comprehensive income								188
Net activity related to restricted stock units	—	—	(191)	—	—	0.9	178	(13)
Exercise of stock options	—	—	(3)	—	—	—	3	—
Change in excess tax benefit on equity awards	—	—	(7)	—	—	—	—	(7)
Activity related to employee stock purchase plan	—	—	(1)	—	—	—	1	—
Repurchase of common stock	—	—	—	—	—	(8.8)	(394)	(394)
Balance at December 31, 2015	137.1	\$ 1	\$ 7,010	\$ (1,802)	\$ (147)	(39.3)	\$ (4,623)	\$ 439
Comprehensive income:								
Net income	—	—	—	163	—	—	—	
Other comprehensive loss	—	—	—	—	(7)	—	—	
Total comprehensive income								156
Non-controlling interest	—	—	5	—	—	—	—	5
Net activity related to restricted stock units	—	—	(89)	—	—	0.5	104	15
Exercise of stock options	—	—	(2)	—	—	—	2	—
Change in excess tax benefit on equity awards	—	—	(5)	—	—	—	—	(5)
Activity related to employee stock purchase plan	—	—	(1)	—	—	—	2	1
Repurchase of common stock	—	—	—	—	—	(12.3)	(390)	(390)
Balance at December 31, 2016	137.1	\$ 1	\$ 6,918	\$ (1,639)	\$ (154)	(51.1)	\$ (4,905)	\$ 221

See Notes to Consolidated Financial Statements.

Avis Budget Group, Inc.
NOTES TO CONSOLIDATED FINANCIAL STATEMENTS
(Unless otherwise noted, all dollar amounts are in millions, except per share amounts)

1. Basis of Presentation

Avis Budget Group, Inc. provides car and truck rentals, car sharing services and ancillary services to businesses and consumers worldwide. The accompanying Consolidated Financial Statements include the accounts and transactions of Avis Budget Group, Inc. and its subsidiaries, as well as entities in which Avis Budget Group, Inc. directly or indirectly has a controlling financial interest (collectively, the "Company").

The Company operates the following reportable business segments:

- **Americas**—provides and licenses the Company's brands to third parties for vehicle rentals and ancillary products and services in North America, South America, Central America and the Caribbean, and operates the Company's car sharing business in certain of these markets.
- **International**—provides and licenses the Company's brands to third parties for vehicle rentals and ancillary products and services in Europe, the Middle East, Africa, Asia, Australia and New Zealand, and operates the Company's car sharing business in certain of these markets.

In 2016, 2015 and 2014, the Company completed the business acquisitions discussed in Note 5 to these Consolidated Financial Statements. The operating results of the acquired businesses are included in the accompanying Consolidated Financial Statements from the dates of acquisition.

The Company presents separately the financial data of its vehicle programs. These programs are distinct from the Company's other activities since the assets under vehicle programs are generally funded through the issuance of debt that is collateralized by such assets. The income generated by these assets is used, in part, to repay the principal and interest associated with the debt. Cash inflows and outflows relating to the acquisition of such assets and the principal debt repayment or financing of such assets are classified as activities of the Company's vehicle programs. The Company believes it is appropriate to segregate the financial data of its vehicle programs because, ultimately, the source of repayment of such debt is the realization of such assets.

2. Summary of Significant Accounting Policies

Accounting Principles

The Company's Consolidated Financial Statements have been prepared in accordance with accounting principles generally accepted in the United States of America ("GAAP").

Principles of Consolidation

The Consolidated Financial Statements include the accounts of the Company and all entities in which it has a direct or indirect controlling financial interest and variable interest entities for which the Company has determined it is the primary beneficiary. Intercompany transactions have been eliminated in consolidation.

Use of Estimates and Assumptions

The use of estimates and assumptions as determined by management is required in the preparation of the Consolidated Financial Statements in conformity with GAAP. These estimates are based on management's evaluation of historical trends and other information available when the Consolidated Financial Statements are prepared and may affect the amounts reported and related disclosures. Actual results could differ from those estimates.

Revenue Recognition

The Company derives revenue primarily through the operation and licensing of its rental systems and by providing vehicle rentals and other services to business and leisure travelers and others. Other revenue includes sales of loss damage waivers and insurance products, fuel and fuel service charges, rentals of GPS navigation units and other items. Revenue is recognized when persuasive evidence of an

arrangement exists, the services have been rendered to customers, the pricing is fixed or determinable and collection is reasonably assured.

Vehicle rental and rental-related revenue is recognized over the period the vehicle is rented. Licensing revenue principally consists of royalties paid by the Company's licensees and is recorded within other revenues as the licensees' revenue is earned (over the rental period of a vehicle). The Company renews license agreements in the normal course of business and occasionally terminates, purchases or sells license agreements. In connection with ongoing fees that the Company receives from its licensees pursuant to license agreements, the Company is required to provide certain services, such as training, marketing and the operation of reservation systems. Revenue and expenses associated with gasoline, vehicle licensing and airport concessions are recorded on a gross basis within revenue and operating expenses. Membership fees related to the Company's car sharing business are generally nonrefundable, are deferred and recognized ratably over the period of membership and are included in accounts payable and other current liabilities in the Consolidated Balance Sheets.

Currency Translation

Assets and liabilities of foreign operations are translated at the rate of exchange in effect on the balance sheet date; income and expenses are translated at the prevailing monthly average rate of exchange. The related translation adjustments are reflected in accumulated other comprehensive income (loss) in the stockholders' equity section of the Consolidated Balance Sheets and in the Consolidated Statements of Comprehensive Income. The accumulated currency translation adjustment as of December 31, 2016 and 2015 was \$(39) million and \$(80) million, respectively. The Company has designated its Euro-denominated Notes as a hedge of its investment in Euro-denominated foreign operations and, accordingly, records the effective portion of gains or losses on this net investment hedge in accumulated other comprehensive income (loss) as part of currency translation adjustments.

Cash and Cash Equivalents

The Company considers highly liquid investments purchased with an original maturity of three months or less to be cash equivalents.

Property and Equipment

Property and equipment (including leasehold improvements) are stated at cost, net of accumulated depreciation and amortization. Depreciation (non-vehicle related) is computed utilizing the straight-line method over the estimated useful lives of the related assets. Amortization of leasehold improvements is computed utilizing the straight-line method over the estimated benefit period of the related assets, which may not exceed 20 years, or the lease term, if shorter. Useful lives are as follows:

Buildings	30 years
Furniture, fixtures & equipment	3 to 10 years
Capitalized software	3 to 7 years
Buses and support vehicles	4 to 15 years

The Company capitalizes the costs of software developed for internal use when the preliminary project stage is completed and management (i) commits to funding the project and (ii) believes it is probable that the project will be completed and the software will be used to perform the function intended. The software developed or obtained for internal use is amortized on a straight-line basis commencing when such software is ready for its intended use. The net carrying value of software developed or obtained for internal use was \$184 million and \$185 million as of December 31, 2016 and 2015, respectively.

Goodwill and Other Intangible Assets

Goodwill represents the excess, if any, of the fair value of the consideration transferred by the acquirer and the fair value of any non-controlling interest remaining in the acquiree, if any, over the fair values of the identifiable net assets acquired. The Company does not amortize goodwill, but assesses it for impairment at least annually and whenever events or changes in circumstances indicate that the carrying amounts of their respective reporting units exceed their fair values. The Company performs its annual impairment assessment in the fourth quarter of each year at the reporting unit level. The Company assesses goodwill

for such impairment by comparing the carrying value of each reporting unit to its fair value using the present value of expected future cash flows. When appropriate, comparative market multiples and other factors are used to corroborate the discounted cash flow results.

Other intangible assets, primarily trademarks, with indefinite lives are not amortized but are evaluated annually for impairment and whenever events or changes in circumstances indicate that the carrying amount of this asset may exceed its fair value. If the carrying value of an other intangible asset exceeds its fair value, an impairment loss is recognized in an amount equal to that excess. Other intangible assets with finite lives are amortized over their estimated useful lives and are evaluated each reporting period to determine if circumstances warrant a revision to these lives.

Impairment of Long-Lived Assets

The Company is required to assess long-lived assets for impairment whenever circumstances indicate impairment may have occurred. This analysis is performed by comparing the respective carrying values of the assets to the undiscounted expected future cash flows to be generated from such assets. Property and equipment is evaluated separately at the lowest level of identifiable cash flows. If such analysis indicates that the carrying value of these assets is not recoverable, the carrying value of such assets is reduced to fair value.

Program Cash

Program cash primarily represents amounts specifically designated to purchase assets under vehicle programs and/or to repay the related debt.

Vehicles

Vehicles are stated at cost, net of accumulated depreciation. The initial cost of the vehicles is recorded net of incentives and allowances from manufacturers. The Company acquires many of its rental vehicles pursuant to repurchase and guaranteed depreciation programs established by automobile manufacturers. Under these programs, the manufacturers agree to repurchase vehicles at a specified price and date, or guarantee the depreciation rate for a specified period of time, subject to certain eligibility criteria (such as car condition and mileage requirements). The Company depreciates vehicles such that the net book value on the date of return to the manufacturers is intended to equal the contractual guaranteed residual values, thereby minimizing any gain or loss.

Rental vehicles acquired outside of manufacturer repurchase and guaranteed depreciation programs are depreciated based upon their estimated residual values at their expected dates of disposition, after giving effect to anticipated conditions in the used car market. Any adjustments to depreciation are made prospectively.

The estimation of residual values requires the Company to make assumptions regarding the age and mileage of the car at the time of disposal, as well as expected used vehicle auction market conditions. The Company periodically evaluates estimated residual values and adjusts depreciation rates as appropriate. Differences between actual residual values and those estimated result in a gain or loss on disposal and are recorded as part of vehicle depreciation at the time of sale. Vehicle-related interest expense amounts are net of vehicle-related interest income of \$18 million, \$13 million and \$10 million for 2016, 2015 and 2014, respectively.

Advertising Expenses

Advertising costs are generally expensed in the period incurred. Advertising expenses, recorded within selling, general and administrative expense on our Consolidated Statements of Operations, include radio, television, travel partner rewards programs, Internet advertising and other advertising and promotions and were approximately \$127 million, \$123 million and \$112 million in 2016, 2015 and 2014, respectively.

Taxes

The Company accounts for income taxes under the asset and liability method, which requires the recognition of deferred tax assets and liabilities for the expected future tax consequences of events that have been included in the financial statements. Under this method, deferred tax assets and liabilities are

determined based on the differences between the financial statement and tax basis of assets and liabilities using enacted tax rates in effect for the year in which the differences are expected to reverse. The effect of a change in tax rates on deferred tax assets and liabilities is recognized in income in the period that includes the enactment date.

The Company records net deferred tax assets to the extent it believes that it is more likely than not that these assets will be realized. In making such determination, the Company considers all available positive and negative evidence, including scheduled reversals of deferred tax liabilities, projected future taxable income, tax planning strategies and recent results of operations. In the event the Company were to determine that it would be able to realize the deferred income tax assets in the future in excess of their net recorded amount, the Company would adjust the valuation allowance, which would reduce the provision for income taxes.

The Company reports revenues net of any tax assessed by a governmental authority that is both imposed on and concurrent with a specific revenue-producing transaction between a seller and a customer.

Fair Value Measurements

The Company measures fair value of assets and liabilities and discloses the source for such fair value measurements. Financial assets and liabilities are classified as follows: Level 1, which refers to assets and liabilities valued using quoted prices from active markets for identical assets or liabilities; Level 2, which refers to assets and liabilities for which significant other observable market inputs are readily available; and Level 3, which are valued based on significant unobservable inputs.

The fair value of the Company's financial instruments is generally determined by reference to market values resulting from trading on a national securities exchange or in an over-the-counter market (Level 1 inputs). In some cases where quoted market prices are not available, prices are derived by considering the yield of the benchmark security that was issued to initially price the instruments and adjusting this rate by the credit spread that market participants would demand for the instruments as of the measurement date (Level 2 inputs). In situations where long-term borrowings are part of a conduit facility backed by short-term floating rate debt, the Company has determined that its carrying value approximates the fair value of this debt (Level 2 inputs). The carrying amounts of cash and cash equivalents, available-for-sale securities, accounts receivable, program cash and accounts payable and accrued liabilities approximate fair value due to the short-term maturities of these assets and liabilities.

The Company's derivative assets and liabilities consist principally of currency exchange contracts, interest rate swaps, interest rate caps and commodity contracts, and are carried at fair value based on significant observable inputs (Level 2 inputs). Derivatives entered into by the Company are typically executed over-the-counter and are valued using internal valuation techniques, as no quoted market prices exist for such instruments. The valuation technique and inputs depend on the type of derivative and the nature of the underlying exposure. The Company principally uses discounted cash flows to value these instruments. These models take into account a variety of factors including, where applicable, maturity, commodity prices, interest rate yield curves of the Company and counterparties, credit curves, counterparty creditworthiness and currency exchange rates. These factors are applied on a consistent basis and are based upon observable inputs where available.

Derivative Instruments

Derivative instruments are used as part of the Company's overall strategy to manage exposure to market risks associated with fluctuations in currency exchange rates, interest rates and gasoline costs. As a matter of policy, derivatives are not used for trading or speculative purposes.

All derivatives are recorded at fair value either as assets or liabilities. Changes in fair value of derivatives not designated as hedging instruments are recognized currently in earnings within the same line item as the hedged item. The effective portion of changes in fair value of a derivative that is designated as either a cash flow or net investment hedge is recorded as a component of accumulated other comprehensive income (loss). The ineffective portion is recognized in earnings within the same line item as the hedged item, including vehicle interest, net or interest related to corporate debt, net. Amounts included in accumulated other comprehensive income (loss) are reclassified into earnings in the same period during which the hedged item affects earnings. Amounts related to our derivative instruments are recognized in the

Consolidated Statements of Cash Flows consistent with the nature of the hedged item (principally operating activities).

Investments

Joint venture investments are typically accounted for under the equity method of accounting. Under this method, the Company records its proportional share of the joint venture's net income or loss within operating expenses in the Consolidated Statements of Operations. The Company assesses equity method investments for impairment whenever events or changes in circumstances indicate that the carrying amounts of such investments may not be recoverable. Any difference between the carrying value of the equity method investment and its estimated fair value is recognized as an impairment charge if the loss in value is deemed other than temporary. As of December 31, 2016 and 2015, the Company had investments in several joint ventures with a carrying value of \$36 million, in each period, recorded within other non-current assets on the Consolidated Balance Sheets.

Aggregate realized gains and losses on investments and dividend income are recorded within operating expenses on the Consolidated Statements of Operations. During 2014, the Company realized gains of \$7 million from the sale of equity investments and during 2016 and 2015, the amounts realized were not material.

Self-Insurance Reserves

The Consolidated Balance Sheets include \$437 million and \$413 million of liabilities associated with retained risks of liability to third parties as of December 31, 2016 and 2015, respectively. Such liabilities relate primarily to public liability and third-party property damage claims, as well as claims arising from the sale of ancillary insurance products including but not limited to supplemental liability, personal effects protection and personal accident insurance. These obligations represent an estimate for both reported claims not yet paid and claims incurred but not yet reported. The estimated reserve requirements for such claims are recorded on an undiscounted basis utilizing actuarial methodologies and various assumptions which include, but are not limited to, the Company's historical loss experience and projected loss development factors. The required liability is also subject to adjustment in the future based upon changes in claims experience, including changes in the number of incidents for which the Company is ultimately liable and changes in the cost per incident. These amounts are included within accounts payable and other current liabilities and other non-current liabilities.

The Consolidated Balance Sheets also include liabilities of approximately \$71 million and \$70 million as of December 31, 2016 and 2015, respectively, related to workers' compensation, health and welfare and other employee benefit programs. The liabilities represent an estimate for both reported claims not yet paid and claims incurred but not yet reported, utilizing actuarial methodologies similar to those mentioned above. These amounts are included within accounts payable and other current liabilities and other non-current liabilities.

Stock-Based Compensation

Stock-based compensation cost is measured at the grant date, based on the fair value of the award, and is recognized as expense on a straight-line basis over the vesting period. The Company's policy is to record compensation expense for stock options, and restricted stock units that are time- and performance-based, for the portion of the award that is expected to vest. Compensation expense related to market-based restricted stock units is recognized provided that the requisite service is rendered, regardless of when, if ever, the market condition is satisfied. We estimate the fair value of restricted stock units using the market price of the Company's common stock on the date of grant. We estimate the fair value of stock-based and cash unit awards containing a market condition using a Monte Carlo simulation model. Key inputs and assumptions used in the Monte Carlo simulation model include the stock price of the award on the grant date, the expected term, the risk-free interest rate over the expected term, the expected annual dividend yield and the expected stock price volatility. The expected volatility is based on a combination of the historical and implied volatility of the Company's publicly traded, near-the-money stock options, and the valuation period is based on the vesting period of the awards. The risk-free interest rate is derived from the U.S. Treasury yield curve in effect at the time of grant and, since the Company does not currently pay or plan to pay a dividend on its common stock, the expected dividend yield was zero.

Business Combinations

The Company uses the acquisition method of accounting for business combinations, which requires that the assets acquired and liabilities assumed be recorded at their respective fair values at the date of acquisition. Assets acquired and liabilities assumed in a business combination that arise from contingencies are recognized if fair value can be reasonably estimated at the acquisition date. The excess, if any, of (i) the fair value of the consideration transferred by the acquirer and the fair value of any non-controlling interest remaining in the acquiree, over (ii) the fair values of the identifiable net assets acquired is recorded as goodwill. Gains and losses on the re-acquisition of license agreements are recorded in the Consolidated Statements of Operations within transaction-related costs, net, upon completion of the respective acquisition. Costs incurred to effect a business combination are expensed as incurred, except for the cost to issue debt related to the acquisition.

The Company records contingent consideration resulting from a business combination at its fair value on the acquisition date. The fair value of the contingent consideration is generally estimated by utilizing a Monte Carlo simulation technique, based on a range of possible future results (Level 3). Any changes in contingent consideration are recorded in transaction-related costs, net. During 2015, the Company paid \$18 million of contingent consideration associated with the acquisition of Apex, which consisted of \$9 million related to the liability recognized at fair value as of the acquisition date and \$13 million related to fair value adjustments previously recognized in earnings, partially offset by \$4 million of favorable currency exchange rate movements.

Transaction-related Costs, net

Transaction-related costs, net are classified separately in the Consolidated Statements of Operations. These costs are comprised of expenses related to acquisition-related activities such as due-diligence and other advisory costs, expenses related to the integration of the acquiree's operations with those of the Company, including the implementation of best practices and process improvements, non-cash gains and losses related to re-acquired rights, expenses related to pre-acquisition contingencies and contingent consideration related to acquisitions.

Currency Transactions

Currency gains and losses resulting from foreign currency transactions are generally included in operating expenses within the Consolidated Statement of Operations; however, the net gain or loss of currency transactions on intercompany loans and the unrealized gain or loss on intercompany loan hedges are included within interest expense related to corporate debt, net. During the years ended December 31, 2016, 2015 and 2014, the Company recorded losses of \$6 million, \$11 million and \$9 million, respectively, on such items.

Adoption of New Accounting Pronouncements

On January 1, 2016, as a result of a new accounting pronouncement, the Company adopted Accounting Standards Update ("ASU") 2015-16, "Simplifying the Accounting for Measurement-Period Adjustments," which eliminates the requirement to retrospectively account for adjustments made to provisional amounts recognized in a business combination at the acquisition date. Instead, the cumulative impact of any adjustment will be recognized in the reporting period in which the adjustment is identified. The adoption of this accounting pronouncement did not have a material impact on the Company's Consolidated Financial Statements.

On January 1, 2016, as a result of a new accounting pronouncement, the Company adopted ASU 2015-05, "Customer's Accounting for Fees Paid in a Cloud Computing Arrangement," which provides guidance for determining whether a cloud computing arrangement contains a software license that should be accounted for as internal-use software, rather than as a service contract. The adoption of this accounting pronouncement did not have a material impact on the Company's Consolidated Financial Statements.

On January 1, 2016, as a result of a new accounting pronouncement, the Company adopted ASU 2014-15, "Disclosure of Uncertainties about an Entity's Ability to Continue as a Going Concern," which requires management to perform interim and annual assessments of an entity's ability to continue as a going concern within one year of the date the financial statements are issued and to provide related footnote

disclosures in certain circumstances. The adoption of this accounting pronouncement did not have an impact on the Company's Consolidated Financial Statements.

Recently Issued Accounting Pronouncements

On January 1, 2017, as a result of a new accounting pronouncement, the Company adopted ASU 2016-09, "Improvements to Employee Share-Based Payment Accounting," which simplifies several aspects of the accounting for employee share-based payment transactions, including the accounting for income taxes, forfeitures, minimum statutory withholding requirements and classification in the statement of cash flow. Accordingly, in the Company's consolidated balance sheet at January 1, 2017, deferred income tax assets, net of the valuation allowance were increased by \$56 million related to previously unrecognized excess tax benefits associated with equity awards, with a corresponding decrease to accumulated deficit, using the modified retrospective method.

In January 2017, the Financial Accounting Standards Board ("FASB") issued ASU 2017-04, "Intangibles—Goodwill and Other, Simplifying the Test for Goodwill Impairment," which requires an entity to perform its goodwill impairment test by comparing the fair value of a reporting unit with its carrying amount and to recognize an impairment charge for the amount by which the carrying amount exceeds the reporting unit's fair value. ASU 2017-04 becomes effective for the Company on January 1, 2020. The adoption of this of this accounting pronouncement is not expected to have an impact on the Company's Consolidated Financial Statements.

In January 2017, the FASB issued ASU 2017-01, "Business Combinations, Clarifying the Definition of a Business," which assists entities in evaluating whether transactions should be accounted for as acquisitions of assets or businesses. ASU 2017-01 becomes effective for the Company on January 1, 2018. The adoption of this accounting pronouncement is not expected to have a material impact on the Company's Consolidated Financial Statements.

In November 2016, the FASB issued ASU 2016-18, "Statement of Cash Flows, Restricted Cash," which clarifies guidance on the classification and presentation of restricted cash in the statement of cash flows. ASU 2016-18 becomes effective for the Company on January 1, 2018. The adoption of this accounting pronouncement will impact the presentation of restricted cash in the Company's Consolidated Statements of Cash Flows.

In August 2016, the FASB issued ASU 2016-15, "Classification of Certain Cash Receipts and Cash Payments," which clarifies guidance on the classification of certain cash receipts and cash payments in the statement of cash flow. ASU 2016-15 becomes effective for the Company on January 1, 2018. The adoption of this accounting pronouncement is not expected to have a material impact on the Company's Consolidated Financial Statements.

In February 2016, the FASB issued ASU 2016-02, "Leases," which requires a lessee to recognize all long-term leases on its balance sheet as a liability for its lease obligation, measured at the present value of lease payments not yet paid, and a corresponding asset representing its right to use the underlying asset over the lease term and expands disclosure of key information about leasing arrangements. The ASU does not significantly change a lessee's recognition, measurement and presentation of expenses and cash flows. Additionally, ASU 2016-02 aligns key aspects of lessor accounting with the new revenue recognition guidance in ASU 2014-09, "Revenue from Contracts with Customers" (see below). ASU 2016-02 becomes effective for the Company on January 1, 2019. Early adoption is permitted. In transition, lessees and lessors are required to recognize and measure leases at the beginning of the earliest period presented using a modified retrospective approach which includes a number of optional practical expedients that entities may elect to apply. The Company is currently evaluating and planning for the implementation of this ASU, including assessing its overall impact, and expects most of its operating lease commitments will be subject to the new standard and recognized as operating lease liabilities and right-of-use assets upon adoption, which will materially increase total assets and total liabilities relative to such amounts prior to adoption.

In January 2016, the FASB issued ASU 2016-01, "Recognition and Measurement of Financial Assets and Financial Liabilities," which makes limited amendments to the classification and measurement of financial instruments. The new standard amends certain disclosure requirements associated with the fair value of

financial instruments. ASU 2016-01 becomes effective for the Company on January 1, 2018. The adoption of this accounting pronouncement is not expected to have a material impact on the Company's Consolidated Financial Statements.

In May 2014, the FASB issued ASU 2014-09, "Revenue from Contracts with Customers," which outlines a single model for entities to use in accounting for revenue arising from contracts with customers and supersedes current revenue recognition guidance. The new guidance applies to all contracts with customers except for leases, insurance contracts, financial instruments, certain nonmonetary exchanges and certain guarantees. Also, additional disclosures are required about the nature, amount, timing and uncertainty of revenue and cash flows arising from customer contracts, including significant judgments and changes in judgments. ASU 2014-09 becomes effective for the Company on January 1, 2018 and may be adopted on either a full or modified retrospective basis. The Company is currently evaluating and planning for the implementation of this ASU, including assessing its overall impact, and expects the guidance will affect its accounting for certain contracts.

3. Earnings Per Share

The following table sets forth the computation of basic and diluted earnings per share ("EPS") (shares in millions):

	Year Ended December 31,		
	2016	2015	2014
Net income for basic EPS	\$ 163	\$ 313	\$ 245
Convertible debt interest, net of tax	—	—	1
Net income for diluted EPS	<u>\$ 163</u>	<u>\$ 313</u>	<u>\$ 246</u>
Basic weighted average shares outstanding	92.0	103.4	105.4
Options and non-vested stock	1.3	1.6	2.1
Convertible debt	—	—	3.1
Diluted weighted average shares outstanding	<u>93.3</u>	<u>105.0</u>	<u>110.6</u>
<i>Earnings per share:</i>			
Basic	\$ 1.78	\$ 3.02	\$ 2.32
Diluted	\$ 1.75	\$ 2.98	\$ 2.22

The following table summarizes the Company's outstanding common stock equivalents that were anti-dilutive and therefore excluded from the computation of diluted EPS (shares in millions):

	As of December 31,		
	2016	2015	2014
Non-vested stock ^(a)	0.2	0.1	—

^(a) The weighted average grant date fair value for anti-dilutive non-vested stock for 2016 and 2015 was \$52.07 and \$61.15, respectively.

4. Restructuring

In 2014, the Company committed to various strategic initiatives to identify best practices and drive efficiency throughout its organization, by reducing headcount, improving processes and consolidating functions (the "T15 restructuring"). In first quarter 2016, the Company expanded the T15 restructuring to take advantage of additional efficiency opportunities. The expanded T15 restructuring fits within the initiative's focus areas to identify best practices and drive efficiency throughout the organization, including the consolidation of rental locations. During the years ended December 31, 2016, 2015 and 2014, as part of this process, the Company formally communicated the termination of employment to approximately 615, 325 and 75 employees, respectively. At December 31 2016, the Company had terminated approximately 945 of these employees. The costs associated with this initiative primarily represent severance, outplacement services and other costs associated with employee terminations, the majority of which have been or are expected to be settled in cash. This initiative is substantially complete.

In conjunction with previous acquisitions, the Company identified opportunities to integrate and streamline its operations, primarily in Europe (the "Acquisition integration"). During the years ended December 31, 2016 and 2015, as part of this process, the Company formally communicated the termination of employment to approximately 115 and 180 employees, respectively. At December 31, 2016, the Company had terminated approximately 255 of these employees. The Company expects further restructuring expense of approximately \$2 million related to this initiative to be incurred in 2017.

In 2011, subsequent to the acquisition of Avis Europe plc, the Company initiated restructuring initiatives, identifying synergies across the Company, enhancing organizational efficiencies and consolidating and rationalizing processes (the "Avis Europe restructuring"). During the year ended December 31, 2014, as part of this process, the Company formally communicated the termination of employment to approximately 230 employees. The costs associated with severance, outplacement services and other costs associated with employee terminations were settled in cash. This initiative is complete.

The following tables summarize the change to our restructuring-related liabilities and identify the amounts recorded within the Company's reporting segments for restructuring charges and corresponding payments and utilizations:

	Personnel Related	Facility Related	Other ^(a)	Total
Balance as of January 1, 2014	\$ 17	\$ 5	\$ —	\$ 22
T15 restructuring expense	5	—	—	5
Avis Europe restructuring expense	20	1	—	21
T15 restructuring payment	(1)	—	—	(1)
Avis Europe restructuring payment	(27)	(3)	—	(30)
Balance as of December 31, 2014	14	3	—	17
T15 restructuring expense	9	—	—	9
Acquisition integration expense	9	—	—	9
Avis Europe restructuring payment	(7)	(2)	—	(9)
T15 restructuring payment	(12)	—	—	(12)
Acquisition integration payment	(3)	—	—	(3)
Balance as of December 31, 2015	10	1	—	11
T15 restructuring expense	15	1	5	21
Acquisition integration expense	9	—	—	9
Avis Europe restructuring expense	(1)	—	—	(1)
T15 restructuring payment	(12)	(1)	(5)	(18)
Acquisition integration payment	(15)	—	—	(15)
Avis Europe restructuring payment	(1)	—	—	(1)
Balance as of December 31, 2016	<u>\$ 5</u>	<u>\$ 1</u>	<u>\$ —</u>	<u>\$ 6</u>

^(a) Includes expenses related to the disposition of vehicles.

	Americas	International	Total
Balance as of January 1, 2014	\$ 1	\$ 21	\$ 22
T15 restructuring expense	4	1	5
Avis Europe restructuring expense	4	17	21
T15 restructuring payment	(1)	—	(1)
Avis Europe restructuring payment	(4)	(26)	(30)
Balance as of December 31, 2014	4	13	17
T15 restructuring expense	6	3	9
Acquisition integration expense	1	8	9
Avis Europe restructuring payment	(1)	(8)	(9)
T15 restructuring payment	(8)	(4)	(12)
Acquisition integration payment	(1)	(2)	(3)
Balance as of December 31, 2015	1	10	11
T15 restructuring expense	11	10	21
Acquisition integration expense	—	9	9
Avis Europe restructuring expense	—	(1)	(1)
T15 restructuring payment	(11)	(7)	(18)
Acquisition integration payment	—	(15)	(15)
Avis Europe restructuring payment	—	(1)	(1)
Balance as of December 31, 2016	\$ 1	\$ 5	\$ 6

5. Acquisitions

2016

France Cars

In December 2016, the Company completed the acquisition of France Cars for approximately \$45 million, net of acquired cash. The investment enables the Company to expand its footprint with a leading provider of vehicle rental services in France. The excess of the purchase price over preliminary fair value of net assets acquired was allocated to goodwill, which was assigned to the Company's International reportable segment. In connection with this acquisition, approximately \$23 million was recorded in goodwill, \$6 million was recorded in customer relationships, and \$9 million related to trademarks was recorded in other intangibles. The customer relationships and trademarks will be amortized over a weighted average useful life of approximately 16 years. The fair value of the assets acquired and liabilities assumed has not yet been finalized and is therefore subject to change. The goodwill is not expected to be deductible for tax purposes.

2015

Maggiore Group

In April 2015, the Company completed the acquisition of Maggiore Group ("Maggiore") for approximately \$160 million, net of acquired cash and short-term investments. The investment enabled the Company to expand its footprint with a leading provider of vehicle rental services in Italy. The excess of the purchase price over preliminary fair value of net assets acquired was allocated to goodwill, which was assigned to the Company's International reportable segment. In connection with this acquisition, approximately \$82 million was recorded in goodwill, \$50 million was recorded in customer relationships, \$34 million related to trademarks were recorded in other intangibles and \$11 million was recorded in license agreements. The customer relationships, trademarks and license agreements will be amortized over a weighted average useful life of approximately ten years. The goodwill is not deductible for tax purposes. Differences between the preliminary allocation of purchase price and the final allocation were not material for Maggiore.

Brazil

In August 2013, the Company made an initial equity investment of \$53 million in its Brazilian licensee ("Brazil") for a 50% ownership stake. Approximately \$47 million of this consideration was paid in 2013 and the remaining consideration of \$6 million was paid in 2014. In April 2015, the Company acquired the remaining 50% equity interest in Brazil, which is now a wholly-owned subsidiary, for cash consideration of

\$8 million plus \$46 million principally to acquire debt interests and settle certain debt and accrued interest obligations. The acquisition enabled the Company to significantly increase its presence in the Brazilian car rental market. The Company's initial investment in Brazil was recorded as an equity investment within other non-current assets, and the Company's share of Brazil's operating results was reported within operating expenses. At December 31, 2014, the Company's investment, which was recorded in its Americas reportable segment, totaled approximately \$12 million, net of an impairment charge of \$33 million (\$33 million, net of tax). The impairment charge was recorded at the time of the initial investment based on a combination of observable and unobservable fair value inputs (Level 3), specifically a combination of the Income approach-discounted cash flow method and the Market approach-public company market multiple method. Since the Company previously accounted for its 50% interest in Brazil as an equity-method investment, in order to recognize Brazil as a wholly-owned subsidiary in April 2015, the Company remeasured its previously held equity method investment to fair value using the Income approach-discounted cash flow method (Level 3), resulting in a loss of \$8 million during 2015 as part of transaction-related costs. The results of the operations of Brazil and the fair value of its assets and liabilities have been included in the Company's Consolidated Financial Statements from the date of the acquisition. As the fair value of the licensee's liabilities exceeded its assets, \$77 million was allocated to goodwill for the excess of the purchase price over preliminary fair value of net assets acquired, which was assigned to the Company's Americas reportable segment and is not deductible for tax purposes. Differences between the preliminary allocation of purchase price and the final allocation were not material for Brazil.

Avis and Budget Licensees

In November and January 2015, the Company completed the acquisitions of its Avis licensee in Poland and its Avis and Budget licensees in Norway, Sweden and Denmark, respectively, for approximately \$62 million, net of acquired cash. Additionally, the Company settled debt obligations of approximately \$23 million in Poland. These investments enabled the Company to expand its footprint of Company-operated locations in Europe. The excess of the purchase price over preliminary fair value of net assets acquired was allocated to goodwill, which was assigned to the Company's International reportable segment. In connection with these acquisitions, approximately \$36 million was recorded in license agreements, \$29 million was recorded in goodwill and \$12 million was recorded in customer relationships. The license agreements and customer relationships will be amortized over a weighted average useful life of approximately eight years. In addition, at the time of acquisition, the Company recorded a \$25 million non-cash charge within transaction-related costs, net in connection with license rights reacquired by the Company. The goodwill is not deductible for tax purposes. Differences between the preliminary allocation of purchase price and the final allocation were not material for Avis and Budget Licensees.

2014

Budget Licensees

During 2014, the Company completed the acquisition of its Budget licensees for Edmonton, Canada; Southern California and Las Vegas, and reacquired the right to operate the Budget brand in Portugal, for approximately \$263 million, plus \$132 million for acquired fleet. These investments enabled the Company to expand its footprint of Company-operated locations. The acquired fleet was financed under the Company's existing vehicle financing arrangements. The excess of the purchase price over preliminary fair value of net assets acquired was allocated to goodwill, which was assigned to the Company's Americas reportable segment for Edmonton, Southern California and Las Vegas and to the Company's International reportable segment for Portugal. In connection with these acquisitions, approximately \$58 million was recorded in identifiable intangible assets (consisting of \$10 million related to customer relationships and \$48 million related to the license agreements) and \$192 million was recorded in goodwill. The customer relationships will be amortized over a weighted average useful life of approximately 12 years and the license agreements will be amortized over a weighted average useful life of approximately three years. In addition, the Company recorded a non-cash gain of approximately \$20 million within transaction-related costs, net in connection with license rights reacquired by the Company. The goodwill is deductible for tax purposes. Differences between the preliminary allocation of purchase price and the final allocation were not material for Edmonton, Southern California and Las Vegas and Portugal.

6. Intangible Assets

Intangible assets consisted of:

	As of December 31, 2016			As of December 31, 2015		
	Gross Carrying Amount	Accumulated Amortization	Net Carrying Amount	Gross Carrying Amount	Accumulated Amortization	Net Carrying Amount
<i>Amortized Intangible Assets</i>						
License agreements ^(a)	\$ 261	\$ 109	\$ 152	\$ 263	\$ 81	\$ 182
Customer relationships ^(b)	224	90	134	222	68	154
Other ^(c)	46	12	34	41	8	33
	<u>\$ 531</u>	<u>\$ 211</u>	<u>\$ 320</u>	<u>\$ 526</u>	<u>\$ 157</u>	<u>\$ 369</u>
<i>Unamortized Intangible Assets</i>						
Goodwill	<u>\$ 1,007</u>			<u>\$ 973</u>		
Trademarks	<u>\$ 550</u>			<u>\$ 548</u>		

^(a) Primarily amortized over a period ranging from 1 to 40 years with a weighted average life of 18 years.

^(b) Primarily amortized over a period ranging from 3 to 20 years with a weighted average life of 12 years.

^(c) Primarily amortized over a period ranging from 3 to 20 years with a weighted average life of 9 years.

Amortization expense relating to all intangible assets was as follows:

	Year Ended December 31,		
	2016	2015	2014
License agreements	\$ 35	\$ 31	\$ 16
Customer relationships	23	21	18
Other	7	7	2
Total	<u>\$ 65</u>	<u>\$ 59</u>	<u>\$ 36</u>

Based on the Company's amortizable intangible assets at December 31, 2016, the Company expects related amortization expense of approximately \$56 million for 2017, \$42 million for 2018, \$39 million for 2019, \$38 million for 2020 and \$25 million for 2021, excluding effects of currency exchange rates.

The carrying amounts of goodwill and related changes are as follows:

	Americas	International	Total Company
Gross goodwill as of January 1, 2015	\$ 2,066	\$ 894	\$ 2,960
Accumulated impairment losses as of January 1, 2015	(1,587)	(531)	(2,118)
Goodwill as of January 1, 2015	479	363	842
Acquisitions	77	117	194
Currency translation adjustments and other	(19)	(44)	(63)
Goodwill as of December 31, 2015	537	436	973
Acquisitions	2	23	25
Currency translation adjustments and other	13	(4)	9
Goodwill as of December 31, 2016	<u>\$ 552</u>	<u>\$ 455</u>	<u>\$ 1,007</u>

7. Vehicle Rental Activities

The components of vehicles, net within assets under vehicle programs are as follows:

	As of December 31,	
	2016	2015
Rental vehicles	\$ 10,937	\$ 11,195
Less: Accumulated depreciation	(1,454)	(1,500)
	9,483	9,695
Vehicles held for sale	981	963
Vehicles, net	<u>\$ 10,464</u>	<u>\$ 10,658</u>

The components of vehicle depreciation and lease charges, net are summarized below:

	Year Ended December 31,		
	2016	2015	2014
Depreciation expense	\$ 1,877	\$ 1,837	\$ 1,840
Lease charges	180	156	163
Gain on sale of vehicles, net	(10)	(60)	(7)
Vehicle depreciation and lease charges, net	<u>\$ 2,047</u>	<u>\$ 1,933</u>	<u>\$ 1,996</u>

At December 31, 2016, 2015 and 2014, the Company had payables related to vehicle purchases included in liabilities under vehicle programs - other of \$321 million, \$269 million and \$222 million, respectively, and receivables related to vehicle sales included in assets under vehicle programs - receivables from vehicle manufacturers and other of \$520 million, \$433 million and \$352 million, respectively.

8. Income Taxes

The provision for (benefit from) income taxes consists of the following:

	Year Ended December 31,		
	2016	2015	2014
Current			
Federal	\$ (1)	\$ (32)	\$ (1)
State	3	3	4
Foreign	63	40	79
Current income tax provision	<u>65</u>	<u>11</u>	<u>82</u>
Deferred			
Federal	51	45	89
State	5	(1)	2
Foreign	(5)	14	(26)
Deferred income tax provision	<u>51</u>	<u>58</u>	<u>65</u>
Provision for income taxes	<u>\$ 116</u>	<u>\$ 69</u>	<u>\$ 147</u>

Pretax income for domestic and foreign operations consists of the following:

	Year Ended December 31,		
	2016	2015	2014
United States ^(a)	\$ 127	\$ 258	\$ 248
Foreign	152	124	144
Pretax income	<u>\$ 279</u>	<u>\$ 382</u>	<u>\$ 392</u>

^(a) For the years ended December 31, 2016, 2015 and 2014, includes corporate debt extinguishment costs of \$27 million, \$23 million and \$56 million, respectively.

Deferred income tax assets and liabilities are comprised of the following:

	As of December 31,	
	2016	2015
<i>Deferred income tax assets:</i>		
Net tax loss carryforwards	\$ 1,587	\$ 1,567
Accrued liabilities and deferred revenue	281	276
Tax credits	62	76
Depreciation and amortization	2	13
Acquisition and integration-related liabilities	5	13
Provision for doubtful accounts	7	7
Other	52	46
Valuation allowance ^(a)	(357)	(351)
Deferred income tax assets	1,639	1,647
<i>Deferred income tax liabilities:</i>		
Depreciation and amortization	112	123
Prepaid expenses	32	29
Other	2	7
Deferred income tax liabilities	146	159
Deferred income tax assets, net	\$ 1,493	\$ 1,488

^(a) The valuation allowance of \$357 million at December 31, 2016 relates to tax loss carryforwards, foreign tax credits and certain deferred tax assets of \$289 million, \$39 million and \$29 million, respectively. The valuation allowance will be reduced when and if the Company determines it is more likely than not that the related deferred income tax assets will be realized. The valuation allowance of \$351 million at December 31, 2015 relates to tax loss carryforwards, foreign tax credits and certain deferred tax assets of \$267 million, \$53 million and \$31 million, respectively.

Deferred income tax assets and liabilities related to vehicle programs are comprised of the following:

	As of December 31,	
	2016	2015
<i>Deferred income tax assets:</i>		
Depreciation and amortization	\$ 52	\$ 53
<i>Deferred income tax liabilities:</i>		
Depreciation and amortization	2,481	2,420
Deferred income tax liabilities under vehicle programs, net	\$ 2,429	\$ 2,367

At December 31, 2016, the Company had U.S. federal net operating loss carryforwards of approximately \$3.5 billion, most of which expire in 2031. Such net operating loss carryforwards are primarily related to accelerated depreciation of the Company's U.S. vehicles. Currently, the Company does not record valuation allowances on the majority of its U.S. federal tax loss carryforwards as there are adequate deferred tax liabilities that could be realized within the carryforward period. At December 31, 2016, the Company had foreign net operating loss carryforwards of approximately \$690 million with an indefinite utilization period. No provision has been made for U.S. federal deferred income taxes on approximately \$1.1 billion of accumulated and undistributed earnings of foreign subsidiaries at December 31, 2016, since it is the present intention of management to reinvest the undistributed earnings indefinitely in those foreign operations. Due to the variability associated with the various methods in which such earnings could be repatriated, it is not practicable to estimate the actual amount of such deferred tax liabilities. If such earnings were repatriated and subject to taxation at the current U.S. federal tax rate, the Company would consider and pursue alternatives to reduce the tax liability.

The reconciliation between the U.S. federal income tax statutory rate and the Company's effective income tax rate is as follows:

	Year Ended December 31,		
	2016	2015	2014
U.S. federal statutory rate	35.0 %	35.0 %	35.0 %
Adjustments to reconcile to the effective rate:			
State and local income taxes, net of federal tax benefits	2.0	2.8	3.3
Changes in valuation allowances	(0.2)	(0.6)	(3.0)
Taxes on foreign operations at rates different than statutory U.S. federal rates	3.1	3.7	1.4
Resolution of a prior-year tax matter ^(a)	—	(25.6)	—
Non-deductible transaction-related costs	—	0.9	—
Other non-deductible expenses	1.7	1.8	0.9
Other	—	0.1	(0.1)
	41.6 %	18.1 %	37.5 %

^{a)} For the year ended December 31, 2015, the Company recognized a \$98 million income tax benefit from the resolution of a prior-year income tax matter.

The following is a tabular reconciliation of the gross amount of unrecognized tax benefits for the year:

	2016	2015	2014
Balance at January 1	\$ 56	\$ 63	\$ 63
Additions for tax positions related to current year	3	6	5
Additions for tax positions for prior years	3	3	5
Reductions for tax positions for prior years	(3)	(14)	(8)
Settlements	—	(1)	(2)
Statute of limitations	—	(1)	—
Balance at December 31	\$ 59	\$ 56	\$ 63

The Company does not anticipate that total unrecognized tax benefits will change significantly in 2017.

The Company is subject to taxation in the United States and various foreign jurisdictions. As of December 31, 2016, the 2013 through 2015 tax years generally remain subject to examination by the federal tax authorities. The 2011 through 2015 tax years generally remain subject to examination by various state tax authorities. In significant foreign jurisdictions, the 2010 through 2015 tax years generally remain subject to examination by their respective tax authorities.

Substantially all of the gross amount of the unrecognized tax benefits at December 31, 2016, 2015 and 2014, if recognized, would affect the Company's provision for, or benefit from, income taxes. As of December 31, 2016, the Company's unrecognized tax benefits were offset by tax loss carryforwards in the amount of \$20 million.

The following table presents unrecognized tax benefits:

	As of December 31,	
	2016	2015
Unrecognized tax benefit in non-current income taxes payable ^(a)	\$ 40	\$ 37
Accrued interest payable on potential tax liabilities ^(b)	29	28

^(a) Pursuant to the agreements governing the disposition of certain subsidiaries in 2006, the Company is entitled to indemnification for certain pre-disposition tax contingencies. As of December 31, 2016 and 2015, \$15 million in each period of unrecognized tax benefits are related to tax contingencies for which the Company believes it is entitled to indemnification.

^(b) The Company recognizes potential interest related to unrecognized tax benefits within interest expense related to corporate debt, net on the accompanying Consolidated Statements of Operations. Penalties incurred during the years ended December 31, 2016, 2015 and 2014, were not significant and were recognized as a component of the provision for income taxes.

9. Other Current Assets

Other current assets consisted of:

	As of December 31,	
	2016	2015
Prepaid expenses	\$ 212	\$ 192
Sales and use taxes	153	159
Other	154	156
Other current assets	<u>\$ 519</u>	<u>\$ 507</u>

10. Property and Equipment, net

Property and equipment, net consisted of:

	As of December 31,	
	2016	2015
Land	\$ 47	\$ 50
Buildings and leasehold improvements	597	567
Capitalized software	524	460
Furniture, fixtures and equipment	354	332
Projects in process	99	89
Buses and support vehicles	91	93
	<u>1,712</u>	<u>1,591</u>
Less: Accumulated depreciation and amortization	(1,027)	(910)
Property and equipment, net	<u>\$ 685</u>	<u>\$ 681</u>

Depreciation and amortization expense relating to property and equipment during 2016, 2015 and 2014 was \$188 million, \$159 million and \$144 million, respectively (including \$87 million, \$61 million and \$46 million, respectively, of amortization expense relating to capitalized software).

11. Accounts Payable and Other Current Liabilities

Accounts payable and other current liabilities consisted of:

	As of December 31,	
	2016	2015
Accounts payable	\$ 343	\$ 352
Accrued sales and use taxes	206	220
Accrued payroll and related	173	199
Public liability and property damage insurance liabilities – current	141	131
Deferred revenue – current	114	103
Other	511	480
Accounts payable and other current liabilities	<u>\$ 1,488</u>	<u>\$ 1,485</u>

12. Long-term Debt and Borrowing Arrangements

Long-term debt and other borrowing arrangements consisted of:

	Maturity Date	As of December 31,	
		2016	2015
4 $\frac{7}{8}$ % Senior Notes	November 2017	\$ —	\$ 300
Floating Rate Senior Notes	December 2017	249	249
Floating Rate Term Loan ^(a)	March 2019	144	970
6% Euro-denominated Senior Notes	March 2021	194	502
Floating Rate Term Loan	March 2022	816	—
5 $\frac{1}{8}$ % Senior Notes	June 2022	400	400
5 $\frac{1}{2}$ % Senior Notes	April 2023	675	674
6 $\frac{3}{8}$ % Senior Notes	April 2024	350	—
4 $\frac{1}{8}$ % Euro-denominated Senior Notes	November 2024	316	—
5 $\frac{1}{4}$ % Senior Notes	March 2025	375	375
Other ^(b)		57	46
Deferred financing fees		(53)	(55)
Total		3,523	3,461
Less: Short-term debt and current portion of long-term debt		279	26
Long-term debt		\$ 3,244	\$ 3,435

^(a) The floating rate term loan is part of the Company's senior revolving credit facility, which is secured by pledges of capital stock of certain subsidiaries of the Company, and liens on substantially all of the Company's intellectual property and certain other real and personal property.

^(b) Primarily includes capital leases which are secured by liens on the related assets.

Term Loan

Floating Rate Term Loan due 2019. The Company issued \$500 million, \$200 million, and \$300 million of Floating Rate Term Loan due 2019 in March 2012, October 2012 and October 2013, respectively, under the Company's senior credit facility. The term loan bears interest at the greater of three-month LIBOR or 0.75%, plus 225 basis points, for an aggregate rate of 3.25% at December 31, 2016.

Floating Rate Term Loan due 2022. In May 2016, the Company extended the maturity date for \$825 million of its \$970 million existing corporate floating rate term loan borrowings by three years to March 2022. The extended portion now bears interest at LIBOR plus 2.50%, subject to a LIBOR floor of 0.75%; however, the Company has entered into an interest rate swap to hedge \$600 million of its interest rate exposure related to the floating rate term loan at an aggregate rate of 4.21%.

Senior Notes

4 $\frac{7}{8}$ % Senior Notes due 2017. In November 2012, the Company issued its 4 $\frac{7}{8}$ % Senior Notes at par, for aggregate proceeds of \$300 million with interest payable semi-annually. The Company has the right to redeem these notes in whole or in part at any time on or after May 15, 2015, at specified prices, plus accrued interest through the redemption date. In May 2016, the Company redeemed the full principal amount for \$304 million plus accrued interest.

Floating Rate Senior Notes due 2017. In November 2013, the Company issued its Floating Rate Senior Notes at 98.75% of their face value for aggregate proceeds of \$247 million. The interest rate on these notes is equal to three-month LIBOR plus 275 basis points, for an aggregate rate of 3.68% at December 31, 2016; however, the Company has entered into an interest rate swap to hedge its interest rate exposure related to these notes at an aggregate rate of 3.58%.

6% Euro-denominated Senior Notes due 2021. In March 2013, the Company issued €250 million (approximately \$325 million, at issuance) of 6% Euro-denominated Senior Notes due March 2021, at par, with interest payable semi-annually. The notes are unsecured obligations of the Company's Avis Budget Finance plc subsidiary, are guaranteed on a senior basis by the Company and certain of its domestic subsidiaries and rank equally with all of the Company's existing senior unsecured debt. The Company has the right to redeem these notes in whole or in part on or after April 1, 2016 at specified redemption prices plus accrued interest.

In March 2014, the Company issued €200 million (approximately \$275 million, at issuance) of additional 6% Euro-denominated Senior Notes due 2021. These notes were sold at 106.75% of their face value for aggregate proceeds of approximately \$295 million, with a yield to maturity of 4.85%. In April 2014, the Company used the proceeds to repurchase \$292 million principal amount of its 8¼% Senior Notes. In October 2016, the Company redeemed €275 million (approximately \$302 million) of its principal amount for €287 million (approximately \$315 million) plus accrued interest.

5½% Senior Notes due 2022. In May 2014, the Company issued \$400 million of 5½% Senior Notes due 2022 at par. In June 2014, the Company used the proceeds to repurchase the remaining \$395 million principal amount of its 8¼% Senior Notes. The notes were issued at par, with interest payable semi-annually. The Company has the right to redeem these notes in whole or in part at any time on or after June 1, 2017 at specified redemption prices plus accrued interest.

5½% Senior Notes due 2023. In April 2013, the Company completed an offering of \$500 million of 5½% Senior Notes due April 2023. The notes were issued at par, with interest payable semi-annually. The Company has the right to redeem these notes in whole or in part on or after April 1, 2018 at specified redemption prices plus accrued interest.

In November 2014, the Company issued \$175 million of additional 5½% Senior Notes due 2023 at 99.625% of their face value, with interest payable semi-annually. The Company has the right to redeem these notes in whole or in part on or after April 1, 2018 at specified redemption prices plus accrued interest. The Company used the proceeds from the issuance to partially fund the acquisition of its Budget licensee for Southern California and Las Vegas.

6¾% Senior Notes due 2024. In March 2016, the Company issued \$350 million of 6¾% Senior Notes due 2024 at par, with interest payable semi-annually. The Company has the right to redeem these notes in whole or in part at any time on or after April 1, 2019 at specified redemption prices plus accrued interest. In May 2016, the Company used the net proceeds from the offering to redeem \$300 million principal amount of its 4⅞% Senior Notes due 2017 and for general corporate purposes.

4¼% Euro-denominated Senior Notes due 2024. In September 2016, the Company issued €300 million (approximately \$337 million, at issuance) of 4¼% Euro-denominated Senior Notes due 2024 at par, with interest payable semi-annually. The notes are unsecured obligations of the Company's Avis Budget Finance plc subsidiary, are guaranteed on a senior basis by the Company and certain of its domestic subsidiaries and rank equally with all of the Company's existing senior unsecured debt. The Company has the right to redeem these notes in whole or in part at any time on or after November 15, 2019 at specified redemption prices plus accrued interest. In October 2016, the Company used the net proceeds from the offering primarily to redeem €275 million of its outstanding 6% Euro-denominated Senior Notes due 2021.

5¼% Senior Notes due 2025. In March 2015, the Company issued \$375 million of 5¼% Senior Notes due 2025 at par, with interest payable semi-annually. The Company has the right to redeem these notes in whole or in part at any time on or after March 15, 2020 at specified redemption prices plus accrued interest. In April 2015, the Company used net proceeds from the offering to redeem the remaining \$223 million principal amount of its 9¾% Senior Notes and to partially fund the acquisition of Maggioro.

The Floating Rate Senior Notes, the 4⅞% Senior Notes, the 5½% Senior Notes, the 5½% Senior Notes, 6¾% Senior Notes and the 5¼% Senior Notes are senior unsecured obligations of the Company's Avis Budget Car Rental, LLC ("ABCR") subsidiary, are guaranteed by the Company and certain of its domestic subsidiaries and rank equally in right of payment with all of the Company's existing and future senior unsecured indebtedness.

In connection with the debt amendments and repayments for the years ended December 31, 2016, 2015 and 2014, the Company recorded \$27 million, \$23 million and \$56 million in early extinguishment of debt costs, respectively.

DEBT MATURITIES

The following table provides contractual maturities of the Company's corporate debt at December 31, 2016:

Year	Amount
2017	\$ 279
2018	17
2019	158
2020	12
2021	205
Thereafter	2,905
	<u>\$ 3,576</u>

COMMITTED CREDIT FACILITIES AND AVAILABLE FUNDING ARRANGEMENTS

At December 31, 2016, the committed corporate credit facilities available to the Company and/or its subsidiaries were as follows:

	Total Capacity	Outstanding Borrowings	Letters of Credit Issued	Available Capacity
Senior revolving credit facility maturing 2021 ^(a)	\$ 1,800	\$ —	\$ 753	\$ 1,047
Other facilities ^(b)	5	5	—	—

^(a) The senior revolving credit facility bears interest at one-month LIBOR plus 200 basis points and is part of the Company's senior credit facility, which is secured by pledges of capital stock of certain subsidiaries of the Company, and liens on substantially all of the Company's intellectual property and certain other real and personal property.

^(b) These facilities encompass bank overdraft lines of credit, bearing interest of 1.50% to 3.10% as of December 31, 2016.

At December 31, 2016 and 2015, the Company had various uncommitted credit facilities available, which bear interest at rates of 0.21% to 4.50%, under which it had drawn approximately \$5 million and \$3 million, respectively.

DEBT COVENANTS

The agreements governing the Company's indebtedness contain restrictive covenants, including restrictions on dividends paid to the Company by certain of its subsidiaries, the incurrence of additional indebtedness by the Company and certain of its subsidiaries, acquisitions, mergers, liquidations, and sale and leaseback transactions. The Company's senior credit facility also contains a maximum leverage ratio requirement. As of December 31, 2016, the Company was in compliance with the financial covenants governing its indebtedness.

13. Debt under Vehicle Programs and Borrowing Arrangements

Debt under vehicle programs, including related party debt due to Avis Budget Rental Car Funding (AESOP) LLC ("Avis Budget Rental Car Funding"), consisted of:

	As of December 31,	
	2016	2015
Americas – Debt due to Avis Budget Rental Car Funding	\$ 6,733	\$ 6,837
Americas – Debt borrowings	577	643
International – Debt borrowings ^(a)	1,449	1,187
International – Capital leases	162	238
Other	7	8
Deferred financing fees ^(b)	(50)	(53)
Total	<u>\$ 8,878</u>	<u>\$ 8,860</u>

^(a) The increase reflects additional borrowings principally to fund increases in the Company's car rental fleet and to replace capital lease financing.

^(b) Deferred financing fees related to Debt due to Avis Budget Rental Car Funding as of December 31, 2016 and 2015 were \$38 million and \$41 million, respectively.

Americas

Debt due to Avis Budget Rental Car Funding. Avis Budget Rental Car Funding, an unconsolidated bankruptcy remote qualifying special purpose limited liability company, issues privately placed notes to investors as well as to banks and bank-sponsored conduit entities. Avis Budget Rental Car Funding uses the proceeds from its note issuances to make loans to a wholly-owned subsidiary of the Company, AESOP Leasing LP (“AESOP Leasing”), on a continuing basis. AESOP Leasing is required to use the proceeds of such loans to acquire or finance the acquisition of vehicles used in the Company’s rental car operations. By issuing debt through the Avis Budget Rental Car Funding program, the Company pays a lower rate of interest than if it had issued debt directly to third parties. Avis Budget Rental Car Funding is not consolidated, as the Company is not the “primary beneficiary” of Avis Budget Rental Car Funding. The Company determined that it is not the primary beneficiary because the Company does not have the obligation to absorb the potential losses or receive the benefits of Avis Budget Rental Car Funding’s activities since the Company’s only significant source of variability in the earnings, losses or cash flows of Avis Budget Rental Car Funding is exposure to its own creditworthiness, due to its loan from Avis Budget Rental Car Funding. Because Avis Budget Rental Car Funding is not consolidated, AESOP Leasing’s loan obligations to Avis Budget Rental Car Funding are reflected as related party debt on the Company’s Consolidated Balance Sheets. The Company also has an asset within Assets under vehicle programs on its Consolidated Balance Sheets which represents securities issued to the Company by Avis Budget Rental Car Funding. AESOP Leasing is consolidated, as the Company is the “primary beneficiary” of AESOP Leasing; as a result, the vehicles purchased by AESOP Leasing remain on the Company’s Consolidated Balance Sheets. The Company determined it is the primary beneficiary of AESOP Leasing, as it has the ability to direct its activities, an obligation to absorb a majority of its expected losses and the right to receive the benefits of AESOP Leasing’s activities. AESOP Leasing’s vehicles and related assets, which as of December 31, 2016, approximate \$8.5 billion and many of which are subject to manufacturer repurchase and guaranteed depreciation agreements, collateralize the debt issued by Avis Budget Rental Car Funding. The assets and liabilities of AESOP Leasing are presented on the Company’s Consolidated Balance Sheets within Assets under vehicle programs and Liabilities under vehicle programs, respectively. The assets of AESOP Leasing, included within assets under vehicle programs (excluding the investment in Avis Budget Rental Car Funding (AESOP) LLC—related party) are restricted. Such assets may be used only to repay the respective AESOP Leasing liabilities, included within Liabilities under vehicle programs, and to purchase new vehicles, although if certain collateral coverage requirements are met, AESOP Leasing may pay dividends from excess cash. The creditors of AESOP Leasing and Avis Budget Rental Car Funding have no recourse to the general credit of the Company. The Company periodically provides Avis Budget Rental Car Funding with non-contractually required support, in the form of equity and loans, to serve as additional collateral for the debt issued by Avis Budget Rental Car Funding.

The business activities of Avis Budget Rental Car Funding are limited primarily to issuing indebtedness and using the proceeds thereof to make loans to AESOP Leasing for the purpose of acquiring or financing the acquisition of vehicles to be leased to the Company’s rental car subsidiaries and pledging its assets to secure the indebtedness. Because Avis Budget Rental Car Funding is not consolidated by the Company, its results of operations and cash flows are not reflected within the Company’s financial statements.

During January 2015 and May 2015, Avis Budget Rental Car Funding issued approximately \$650 million in asset-backed notes with an expected final payment date of July 2020 and \$550 million in asset-backed notes with an expected final payment date of December 2020, respectively. During March 2016 and June 2016, Avis Budget Rental Car Funding issued approximately \$450 million in asset-backed notes with an expected final payment date of June 2021 and approximately \$500 million in asset-backed notes with an expected final payment date of November 2021, respectively. The Company used the proceeds from these borrowings to fund the repayment of maturing vehicle-backed debt and the acquisition of rental cars in the United States. Borrowings under the Avis Budget Rental Car Funding program primarily represent fixed rate notes and had a weighted average interest rate of 3% as of December 31, 2016 and 2015.

Debt borrowings. The Company finances the acquisition of vehicles used in its Canadian rental operations through a consolidated, bankruptcy remote special-purpose entity, which issues privately placed notes to investors and bank-sponsored conduits. The Company finances the acquisition of fleet for its truck rental operations in the United States through a combination of debt facilities and leases. These debt borrowings represent a mix of fixed and floating rate debt and had a weighted average interest rate of 4% and 3% as of December 31, 2016 and 2015, respectively.

International

Debt borrowings. In 2013, the Company entered into a three-year, €500 million (approximately \$687 million) European rental fleet securitization program, which is used to finance fleet purchases for certain of the Company's European operations. During 2016, 2015 and 2014, the Company increased its capacity under this program by €400 million (approximately \$458 million), €210 million (approximately \$235 million) and €290 million (approximately \$370 million), respectively, and extended the securitization's maturity to 2019. The Company finances the acquisition of vehicles used in its International rental car operations through this and other consolidated, bankruptcy remote special-purpose entities, which issue privately placed notes to banks and bank-sponsored conduits. The International borrowings primarily represent floating rate notes and had a weighted average interest rate of 2% and 3% as of December 31, 2016 and 2015, respectively.

Capital leases. The Company obtained a portion of its International vehicles under capital lease arrangements. For the year ended December 31, 2016 and 2015, the weighted average interest rate on these borrowings was 2%. All capital leases are on a fixed repayment basis and interest rates are fixed at the contract date.

DEBT MATURITIES

The following table provides the contractual maturities of the Company's debt under vehicle programs, including related party debt due to Avis Budget Rental Car Funding, at December 31, 2016:

	Debt under Vehicle Programs
2017 ^(a)	\$ 1,094
2018	2,508
2019	2,613
2020	1,618
2021	950
Thereafter	145
	\$ 8,928

^(a) Vehicle-backed debt maturing within one year primarily represents term asset-backed securities.

COMMITTED CREDIT FACILITIES AND AVAILABLE FUNDING ARRANGEMENTS

The following table presents available funding under the Company's debt arrangements related to its vehicle programs, including related party debt due to Avis Budget Rental Car Funding, at December 31, 2016:

	Total Capacity ^(a)	Outstanding Borrowings	Available Capacity
Americas – Debt due to Avis Budget Rental Car Funding ^(b)	\$ 9,083	\$ 6,733	\$ 2,350
Americas – Debt borrowings ^(c)	895	577	318
International – Debt borrowings ^(d)	2,373	1,449	924
International – Capital leases ^(e)	194	162	32
Other	7	7	—
Total	\$ 12,552	\$ 8,928	\$ 3,624

^(a) Capacity is subject to maintaining sufficient assets to collateralize debt.

^(b) The outstanding debt is collateralized by \$8.2 billion of underlying vehicles and related assets.

^(c) The outstanding debt is collateralized by \$0.8 billion of underlying vehicles and related assets.

^(d) The outstanding debt is collateralized by \$1.9 billion of underlying vehicles and related assets.

^(e) The outstanding debt is collateralized by \$0.2 billion of underlying vehicles and related assets.

DEBT COVENANTS

The agreements under the Company's vehicle-backed funding programs contain restrictive covenants, including restrictions on dividends paid to the Company by certain of its subsidiaries and restrictions on indebtedness, mergers, liens, liquidations and sale and leaseback transactions, and in some cases also require compliance with certain financial requirements. As of December 31, 2016, the Company is not aware

of any instances of non-compliance with any of the financial or restrictive covenants contained in the debt agreements under its vehicle-backed funding programs.

14. Commitments and Contingencies

Lease Commitments

The Company is committed to making rental payments under noncancelable operating leases covering various facilities and equipment. Many of the Company's operating leases for facilities contain renewal options. These renewal options vary, but the majority include clauses for various term lengths and prevailing market rate rents.

Future minimum lease payments required under noncancelable operating leases, including minimum concession fees charged by airport authorities, which in many locations are recoverable from vehicle rental customers, as of December 31, 2016, are as follows:

	Amount
2017	\$ 710
2018	473
2019	426
2020	313
2021	174
Thereafter	605
	<u>\$ 2,701</u>

The future minimum lease payments in the above table have been reduced by minimum future sublease rental inflows in the aggregate of \$4 million for all periods shown in the table.

The Company maintains concession agreements with various airport authorities that allow the Company to conduct its car rental operations on site. In general, concession fees for airport locations are based on a percentage of total commissionable revenue (as defined by each airport authority), subject to minimum annual guaranteed amounts. These concession fees, which are included in the Company's total rent expense, were as follows for the years ended December 31:

	2016	2015	2014
Rent expense (including minimum concession fees)	\$ 699	\$ 679	\$ 639
Contingent concession expense	214	195	193
	<u>913</u>	<u>874</u>	<u>832</u>
Less: sublease rental income	(5)	(5)	(6)
Total	<u>\$ 908</u>	<u>\$ 869</u>	<u>\$ 826</u>

Commitments under capital leases, other than those within the Company's vehicle rental programs, for which the future minimum lease payments have been reflected in Note 13-Debt Under Vehicle Programs and Borrowing Arrangements, are not significant.

The Company leases a portion of its vehicles under operating leases, which extend through 2020. As of December 31, 2016, the Company has guaranteed up to \$278 million of residual values for these vehicles at the end of their respective lease terms. The Company believes that, based on current market conditions, the net proceeds from the sale of these vehicles at the end of their lease terms will equal or exceed their net book values and therefore has not recorded a liability related to guaranteed residual values.

Contingencies

In 2006, the Company completed the spin-offs of its Realogy and Wyndham subsidiaries. The Company does not believe that the impact of any resolution of pre-existing contingent liabilities in connection with the spin-offs should result in a material liability to the Company in relation to its consolidated financial position or liquidity, as Realogy and Wyndham each have agreed to assume responsibility for these liabilities. The Company is also named in litigation that is primarily related to the businesses of its former subsidiaries, including Realogy and Wyndham. The Company is entitled to indemnification from such entities for any liability resulting from such litigation.

In February 2015, the French Competition Authority issued a statement of objections alleging that several car rental companies, including the Company and two of its European subsidiaries, engaged with (i) twelve French airports, the majority of which are controlled by public administrative bodies or the French state, and violated competition law through the distribution by airports of company-specific statistics to car rental companies operating at those airports; and (ii) two other international car rental companies in a concerted practice relating to train station surcharges. In May 2016, the French Competition authority issued a second statement of objections reiterating the allegations that it raised in its first statement of objections. The Company believes that it has valid defenses and intends to vigorously defend against the allegations, but it is currently unable to predict the outcome of the proceedings or range of reasonably possible losses, which may be material.

In February 2017, following a state court trial in Georgia, a jury found the Company liable for damages in a case brought by a plaintiff who was injured in a vehicle accident allegedly caused by an employee of an independent contractor of the Company who was acting outside of the scope of employment. The Company considers the attribution of liability to the Company, and the amount of damages awarded, to be unsupported by the facts of the case, and intends to appeal the verdict. The Company also faces a similar case from another plaintiff. The Company has recognized a liability for the expected loss related to these cases of \$26 million.

The Company is involved in claims, legal proceedings and governmental inquiries related, among other things, to its vehicle rental operations, including contract and licensee disputes, competition matters, employment matters, insurance and liability claims, intellectual property claims, business practice disputes and other regulatory, environmental, commercial and tax matters. Litigation is inherently unpredictable and, although the Company believes that its accruals are adequate and/or that it has valid defenses in these matters, unfavorable resolutions could occur. Excluding the French competition and personal injury matters discussed above, the Company estimates that the potential exposure resulting from adverse outcomes of legal proceedings in which it is reasonably possible that a loss may be incurred could, in the aggregate, be up to approximately \$45 million in excess of amounts accrued as of December 31, 2016; however, the Company does not believe that the impact should result in a material liability to the Company in relation to its consolidated financial condition or annual results of operations.

Commitments to Purchase Vehicles

The Company maintains agreements with vehicle manufacturers under which the Company has agreed to purchase approximately \$7.7 billion of vehicles from manufacturers over the next 12 months. The majority of these commitments are subject to the vehicle manufacturers satisfying their obligations under their respective repurchase and guaranteed depreciation agreements. The purchase of such vehicles is financed primarily through the issuance of vehicle-backed debt and cash received upon the disposition of vehicles.

Other Purchase Commitments

In the normal course of business, the Company makes various commitments to purchase other goods or services from specific suppliers, including those related to marketing, advertising, computer services and capital expenditures. As of December 31, 2016, the Company had approximately \$141 million of purchase obligations, which extend through 2022.

Concentrations

Concentrations of credit risk at December 31, 2016, include (i) risks related to the Company's repurchase and guaranteed depreciation agreements with domestic and foreign car manufacturers, including Ford, General Motors, Chrysler, Peugeot, Kia, Volkswagen, Fiat, Mercedes, Toyota and Volvo, and primarily with respect to receivables for program cars that have been disposed but for which the Company has not yet received payment from the manufacturers and (ii) risks related to Realogy and Wyndham, including receivables of \$41 million and \$25 million, respectively, related to certain contingent, income tax and other corporate liabilities assumed by Realogy and Wyndham in connection with their disposition.

Asset Retirement Obligations

The Company maintains a liability for asset retirement obligations. An asset retirement obligation is a legal obligation to perform certain activities in connection with the retirement, disposal or abandonment of assets.

The Company's asset retirement obligations, which are measured at discounted fair values, are primarily related to the removal of underground gasoline storage tanks at its rental facilities. The liability accrued for asset retirement obligations was \$24 million at December 31, 2016 and 2015.

Standard Guarantees/Indemnifications

In the ordinary course of business, the Company enters into numerous agreements that contain standard guarantees and indemnities whereby the Company agrees to indemnify another party, among other things, for performance under contracts and any breaches of representations and warranties thereunder. In addition, many of these parties are also indemnified against any third-party claim resulting from the transaction that is contemplated in the underlying agreement. Such guarantees or indemnifications are granted under various agreements, including those governing (i) purchases, sales or outsourcing of assets, businesses or activities, (ii) leases of real estate, (iii) licensing of trademarks, (iv) access to credit facilities and use of derivatives and (v) issuances of debt or equity securities. The guarantees or indemnifications issued are for the benefit of the (i) buyers in sale agreements and sellers in purchase agreements, (ii) landlords in lease contracts, (iii) licensees under licensing agreements, (iv) financial institutions in credit facility arrangements and derivative contracts and (v) underwriters and placement agents in debt or equity security issuances. While some of these guarantees extend only for the duration of the underlying agreement, many may survive the expiration of the term of the agreement or extend into perpetuity (unless subject to a legal statute of limitations). There are no specific limitations on the maximum potential amount of future payments that the Company could be required to make under these guarantees, nor is the Company able to develop an estimate of the maximum potential amount of future payments to be made under these guarantees as the triggering events are not subject to predictability. With respect to certain of the aforementioned guarantees, such as indemnifications provided to landlords against third-party claims for the use of real estate property leased by the Company, the Company maintains insurance coverage that mitigates its potential exposure.

15. Stockholders' Equity

Cash Dividend Payments

During 2016, 2015 and 2014, the Company did not declare or pay any cash dividends. The Company's ability to pay dividends to holders of its common stock is limited by the Company's senior credit facility, the indentures governing its senior notes and its vehicle financing programs.

Share Repurchases

The Company's Board of Directors has authorized the repurchase of up to approximately \$1.5 billion of its common stock under a plan originally approved in 2013 and subsequently expanded, most recently in 2016. During 2016, 2015 and 2014, the Company repurchased approximately 27 million shares of common stock at a cost of \$1.1 billion under the program. As of December 31, 2016, approximately \$300 million of authorization remained available to repurchase common stock under this plan.

Convertible Note

In October 2009, the Company issued 3½% Convertible Senior Notes due October 2014.

In October 2014, the \$66 million of outstanding Convertible Notes that had not been repurchased by the Company between issuance and maturity were converted into approximately 4.0 million shares of the Company's common stock at the initial conversion rate of 61.5385 shares of common stock per \$1,000 principal amount.

Accumulated Other Comprehensive Income (Loss)

The components of accumulated other comprehensive income (loss) are as follows:

	Currency Translation Adjustments	Net Unrealized Gains (Losses) on Cash Flow Hedges ^(a)	Net Unrealized Gains (Losses) on Available-For-Sale Securities	Minimum Pension Liability Adjustment ^(b)	Accumulated Other Comprehensive Income (Loss)
Balance, January 1, 2014	\$ 166	\$ 1	\$ 2	\$ (52)	\$ 117
Other comprehensive income (loss) before reclassifications	(115)	(7)	—	(24)	(146)
Amounts reclassified from accumulated other comprehensive income (loss)	—	5	—	2	7
Net current-period other comprehensive income (loss)	(115)	(2)	—	(22)	(139)
Balance, December 31, 2014	51	(1)	2	(74)	(22)
Other comprehensive income (loss) before reclassifications	(131)	(6)	(2)	6	(133)
Amounts reclassified from accumulated other comprehensive income (loss)	—	5	—	3	8
Net current-period other comprehensive income (loss)	(131)	(1)	(2)	9	(125)
Balance, December 31, 2015	(80)	(2)	—	(65)	(147)
Other comprehensive income (loss) before reclassifications	41	—	1	(57)	(15)
Amounts reclassified from accumulated other comprehensive income (loss)	—	4	—	4	8
Net current-period other comprehensive income (loss)	41	4	1	(53)	(7)
Balance, December 31, 2016	\$ (39)	\$ 2	\$ 1	\$ (118)	\$ (154)

All components of accumulated other comprehensive income (loss) are net of tax, except currency translation adjustments, which exclude income taxes related to indefinite investments in foreign subsidiaries and include an \$83 million gain, net of tax, related to the Company's hedge of its investment in Euro-denominated foreign operations (See Note 18-Financial Instruments).

^(a) For the years ended December 31, 2016, 2015 and 2014, the amounts reclassified from accumulated other comprehensive income (loss) into corporate interest expense were \$6 million (\$4 million, net of tax), \$7 million (\$4 million, net of tax) and \$8 million (\$5 million, net of tax), respectively. For the years ended December 31, 2016 and 2015, amounts reclassified from accumulated comprehensive income (loss) into vehicle interest expense were \$1 million (\$0 million, net of tax) and \$1 million (\$1 million, net of tax), respectively.

^(b) For the years ended December 31, 2016, 2015 and 2014, amounts reclassified from accumulated other comprehensive income (loss) into selling, general and administrative expenses were \$6 million (\$4 million, net of tax), \$5 million (\$3 million, net of tax) and \$3 million (\$2 million, net of tax), respectively.

16. Stock-Based Compensation

The Company's Amended and Restated Equity and Incentive Plan provides for the grant of options, stock appreciation rights, restricted stock, restricted stock units ("RSUs") and other stock- or cash-based awards to employees, directors and other individuals who perform services for the Company and its subsidiaries. The maximum number of shares reserved for grant of awards under the plan is 20.1 million, with approximately 4.3 million shares available as of December 31, 2016. The Company typically settles stock-based awards with treasury shares.

Time-based awards generally vest ratably over a three-year period following the date of grant, and performance- or market-based awards generally vest three years following the date of grant based on the attainment of performance- or market-based goals, all of which are subject to a service condition.

Cash Unit Awards

The fair value of time-based restricted cash units is based on the Company's stock price on the grant date. Market-vesting restricted cash units generally vest depending on the level of relative total shareholder return achieved by the Company during the period prior to scheduled vesting. Settlement of restricted cash units is based on the Company's average closing stock price over a specified number of trading days and the value of these awards varies based on changes in the Company's stock price.

Stock Unit Awards

Stock unit awards entitle the holder to receive shares of common stock upon vesting on a one-to-one basis. Performance-based RSUs principally vest based upon the level of performance attained, but vesting can increase (typically by up to 20%) if certain relative total shareholder return goals are achieved. Market-based RSUs generally vest based on the level of total shareholder return or absolute stock price attainment.

The grant date fair value of the performance-based RSUs incorporates the total shareholder return metric, which is estimated using a Monte Carlo simulation model to estimate the Company's ranking relative to an applicable stock index. The weighted average assumptions used in the Monte Carlo simulation model to calculate the fair value of the Company's stock unit awards are outlined in the table below.

	2016	2015	2014
Expected volatility of stock price	46%	37%	40%
Risk-free interest rate	0.98%	0.74%	0.83%
Valuation period	3 years	3 years	3 years
Dividend yield	0%	0%	0%

Annual activity related to stock units and cash units, consisted of (in thousands of shares):

	Time-Based RSUs		Performance-Based and Market Based RSUs		Cash Unit Awards	
	Number of Shares	Weighted Average Grant Date Fair Value	Number of Shares	Weighted Average Grant Date Fair Value	Number of Units	Weighted Average Grant Date Fair Value
Outstanding at January 1, 2016	819	\$ 43.34	941	\$ 35.18	111	\$ 18.04
Granted ^(a)	587	25.92	528	23.33	—	—
Vested ^(b)	(491)	38.17	(487)	25.13	(111)	18.04
Forfeited/expired	(37)	37.47	(59)	28.58	—	—
Outstanding at December 31, 2016 ^(c)	878	\$ 34.83	923	\$ 34.11	—	\$ —

^(a) Reflects the maximum number of stock units assuming achievement of all performance-, market- and time-vesting criteria and does not include those for non-employee directors, which are discussed separately below. The weighted-average fair value of time-based RSUs and performance-based and market-based RSUs granted in 2015 was \$54.70 and \$55.51, respectively, and the weighted-average fair value of time-based RSUs and performance-based and market-based RSUs granted in 2014 was \$42.05 and \$42.03, respectively.

^(b) The total fair value of RSUs vested during 2016, 2015 and 2014 was \$31 million, \$25 million and \$15 million, respectively. The total grant date fair value of cash units vested during the years 2016 and 2015 was \$2 million, in each period.

^(c) The Company's outstanding time-based RSUs and performance-based and market-based RSUs had aggregate intrinsic value of \$32 million and \$34 million, respectively. Aggregate unrecognized compensation expense related to time-based RSUs and performance-based and market-based RSUs amounted to \$26 million and will be recognized over a weighted average vesting period of 1.1 years. The Company assumes that substantially all outstanding awards will vest over time.

Stock Options

The annual stock option activity consisted of (in thousands of shares):

	Number of Options	Weighted Average Exercise Price	Aggregate Intrinsic Value (in millions)	Weighted Average Remaining Contractual Term (years)
Outstanding at January 1, 2016	827	\$ 2.87	\$ 28	3.3
Granted ^(a)	—	—	—	—
Exercised ^(b)	(17)	0.79	1	—
Forfeited/expired	—	—	—	—
Outstanding and exercisable at December 31, 2016	810	\$ 2.91	\$ 27	2.3

^(a) No stock options were granted during 2015 or 2014.

^(b) Stock options exercised during 2015 and 2014 had intrinsic values of \$1 million and \$6 million, respectively, and the cash received from the exercise of options was insignificant in 2016, 2015 and 2014.

Non-employee Directors Deferred Compensation Plan

The Company grants stock awards on a quarterly basis to non-employee directors representing between 50% and 100% of a director's annual compensation and such awards can be deferred under the Non-employee Directors Deferred Compensation Plan. During 2016, 2015 and 2014, the Company granted 40,000, 22,000 and 20,000 awards, respectively, to non-employee directors.

Employee Stock Purchase Plan

The Company is authorized to sell shares of its common stock to eligible employees at 95% of fair market value. This plan has been deemed to be non-compensatory and therefore no compensation expense has been recognized.

Stock-Compensation Expense

During 2016, 2015 and 2014, the Company recorded stock-based compensation expense of \$28 million (\$18 million, net of tax), \$26 million (\$17 million, net of tax) and \$34 million (\$21 million, net of tax), respectively. In jurisdictions with net operating loss carryforwards, exercises and/or vestings of stock-based awards have generated \$150 million of total tax deductions at December 31, 2016. Approximately \$56 million of tax benefits were recorded in accumulated deficit upon adoption of ASU 2016-09 on January 1, 2017 related to these tax deductions (see Note 2-Summary of Significant Accounting Policies).

17. Employee Benefit Plans**Defined Contribution Savings Plans**

The Company sponsors several defined contribution savings plans in the United States and certain foreign subsidiaries that provide certain eligible employees of the Company an opportunity to accumulate funds for retirement. The Company matches portions of the contributions of participating employees on the basis specified by the plans. The Company's contributions to these plans were \$33 million, \$32 million and \$34 million during 2016, 2015 and 2014, respectively.

Defined Benefit Pension Plans

The Company sponsors defined benefit pension plans in the United States and in certain foreign subsidiaries with some plans offering participation in the plans at the employees' option. Under these plans, benefits are based on an employee's years of credited service and a percentage of final average compensation. However, the majority of the plans are closed to new employees and participants are no longer accruing benefits.

The funded status of the defined benefit pension plans is recognized on the Consolidated Balance Sheets and the gains or losses and prior service costs or credits that arise during the period, but are not recognized as components of net periodic benefit cost, are recognized as a component of accumulated other comprehensive loss, net of tax.

The components of net periodic benefit cost consisted of the following:

	Year Ended December 31,		
	2016	2015	2014
Service cost	\$ 4	\$ 5	\$ 5
Interest cost	21	22	29
Expected return on plan assets	(27)	(31)	(32)
Amortization of unrecognized amounts	5	5	3
Net periodic benefit cost	<u>\$ 3</u>	<u>\$ 1</u>	<u>\$ 5</u>

The estimated amount that will be amortized from accumulated other comprehensive loss into net periodic benefit cost in 2017 is \$9 million, which consists of \$8 million for net actuarial loss and \$1 million for prior service cost.

The Company uses a measurement date of December 31 for its pension plans. The funded status of the pension plans were as follows:

	As of December 31,	
	2016	2015
<u>Change in Benefit Obligation</u>		
Benefit obligation at end of prior year	\$ 656	\$ 716
Service cost	4	5
Interest cost	21	22
Actuarial (gain) loss	115	(32)
Currency translation adjustment	(53)	(30)
Net benefits paid	(23)	(25)
Benefit obligation at end of current year	<u>\$ 720</u>	<u>\$ 656</u>
<u>Change in Plan Assets</u>		
Fair value of assets at end of prior year	\$ 527	\$ 553
Actual return on plan assets	60	5
Employer contributions	12	14
Currency translation adjustment	(53)	(20)
Net benefits paid	(23)	(25)
Fair value of assets at end of current year	<u>\$ 523</u>	<u>\$ 527</u>

	As of December 31,	
	2016	2015
<u>Funded Status</u>		
Classification of net balance sheet assets (liabilities):		
Non-current assets	\$ —	\$ 30
Current liabilities	(1)	(1)
Non-current liabilities	(196)	(158)
Net funded status	<u>\$ (197)</u>	<u>\$ (129)</u>

The following assumptions were used to determine pension obligations and pension costs for the principal plans in which the Company's employees participated:

	For the Year Ended December 31,		
	2016	2015	2014
<u>U.S. Pension Benefit Plans</u>			
Discount rate:			
Net periodic benefit cost	4.40%	4.00%	4.75%
Benefit obligation	3.90%	4.40%	4.00%
Long-term rate of return on plan assets	7.00%	7.25%	7.50%
<u>Non-U.S. Pension Benefit Plans</u>			
Discount rate:			
Net periodic benefit cost	3.45%	3.30%	4.50%
Benefit obligation	2.45%	3.45%	3.30%
Long-term rate of return on plan assets	4.45%	4.65%	5.30%

To select discount rates for its defined benefit pension plans, the Company uses a modeling process that involves matching the expected cash outflows of such plans, to yield curves constructed from portfolios of AA-rated fixed-income debt instruments. The Company uses the average yields of the hypothetical portfolios as a discount rate benchmark.

The Company's expected rate of return on plan assets of 7.00% and 4.45% for the U.S. plans and non-U.S. plans, respectively, used to determine pension obligations and pension costs, is a long-term rate based on historic plan asset returns in individual jurisdictions, over varying long-term periods combined with current market expectations and broad asset mix considerations.

As of December 31, 2016, plans with benefit obligations in excess of plan assets had accumulated benefit obligations of \$720 million and plan assets of \$523 million. As of December 31, 2015, plans with benefit obligations in excess of plan assets had accumulated benefit obligations of \$386 million and plan assets of

\$228 million. The accumulated benefit obligation for all plans was \$712 million and \$646 million as of December 31, 2016 and 2015, respectively. The Company expects to contribute approximately \$4 million to the U.S. plans and \$7 million to the non-U.S. plans in 2017.

The Company's defined benefit pension plans' assets are invested primarily in mutual funds and may change in value due to various risks, such as interest rate and credit risk and overall market volatility. Due to the level of risk associated with investment securities, it is reasonably possible that changes in the values of the pension plans' investment securities will occur in the near term and that such changes would materially affect the amounts reported in the Company's financial statements.

The defined benefit pension plans' investment goals and objectives are managed by the Company or Company-appointed trustees with consultation from independent investment advisors. While the objectives may vary slightly by country and jurisdiction, collectively the Company seeks to produce returns on pension plan investments, which are based on levels of liquidity and investment risk that the Company believes are prudent and reasonable, given prevailing capital market conditions. The pension plans' assets are managed in the long-term interests of the participants and the beneficiaries of the plans. A suitable strategic asset allocation benchmark is determined for each plan to maintain a diversified portfolio, taking into account government requirements, if any, regarding unnecessary investment risk and protection of pension plans' assets. The Company believes that diversification of the pension plans' assets is an important investment strategy to provide reasonable assurance that no single security or class of securities will have a disproportionate impact on the pension plans. As such, the Company allocates assets among traditional equity, fixed income (government issued securities, corporate bonds and short-term cash investments) and other investment strategies.

The equity component's purpose is to provide a total return that will help preserve the purchasing power of the assets. The pension plans hold various mutual funds that invest in equity securities and are diversified among funds that invest in large cap, small cap, growth, value and international stocks as well as funds that are intended to "track" an index, such as the S&P 500. The equity investments in the portfolios will represent a greater assumption of market volatility and risk as well as provide higher anticipated total return over the long term. The equity component is expected to approximate 40%-60% of the plans' assets.

The purpose of the fixed income component is to provide a deflation hedge, to reduce the overall volatility of the pension plans' assets in relation to the liability and to produce current income. The pension plans hold mutual funds that invest in securities issued by governments, government agencies and corporations. The fixed income component is expected to approximate 40%-60% of the plans' assets.

The following table presents the defined benefit pension plans' assets measured at fair value, as of December 31:

Asset Class	2016		
	Level 1	Level 2	Total
Cash equivalents and short-term investments	\$ 12	\$ 15	\$ 27
U.S. equities	87	34	121
Non-U.S. equities	40	70	110
Real estate	—	15	15
Government bonds	7	70	77
Corporate bonds	82	40	122
Other assets	2	49	51
Total assets	<u>\$ 230</u>	<u>\$ 293</u>	<u>\$ 523</u>

Asset Class	2015		
	Level 1	Level 2	Total
Cash equivalents and short-term investments	\$ —	\$ 12	\$ 12
U.S. equities	—	126	126
Non-U.S. equities	—	129	129
Government bonds	—	103	103
Corporate bonds	—	133	133
Other assets	—	24	24
Total assets	\$ —	\$ 527	\$ 527

The Company estimates that future benefit payments from plan assets will be \$23 million, \$25 million, \$27 million, \$27 million, \$28 million and \$158 million for 2017, 2018, 2019, 2020, 2021 and 2022 to 2026, respectively.

Multiemployer Plans

The Company contributes to a number of multiemployer plans under the terms of collective-bargaining agreements that cover a portion of its employees. The risks of participating in these multiemployer plans are different from single-employer plans in the following aspects: (i) assets contributed to the multiemployer plan by one employer may be used to provide benefits to employees of other participating employers; (ii) if a participating employer stops contributing to the plan, the unfunded obligations of the plan may be borne by the remaining participating employers; (iii) if the Company elects to stop participating in a multiemployer plan, it may be required to contribute to such plan an amount based on the under-funded status of the plan; and (iv) the Company has no involvement in the management of the multiemployer plans' investments. For the years ended December 31, 2016, 2015 and 2014, the Company contributed a total of \$9 million in each of the periods to multiemployer plans.

18. Financial Instruments

Risk Management

Currency Risk. The Company uses currency exchange contracts to manage its exposure to changes in currency exchange rates associated with its non-U.S.-dollar denominated receivables and forecasted royalties, forecasted earnings of non-U.S. subsidiaries and forecasted non-U.S.-dollar denominated acquisitions. The Company primarily hedges a portion of its current-year currency exposure to the Australian, Canadian and New Zealand dollars, the Euro and the British pound sterling. The majority of forward contracts do not qualify for hedge accounting treatment. The fluctuations in the value of these forward contracts do, however, largely offset the impact of changes in the value of the underlying risk they economically hedge. Forward contracts used to hedge forecasted third-party receipts and disbursements up to 12 months are designated and do qualify as cash flow hedges. The Company has designated its Euro-denominated notes as a hedge of its investment in Euro-denominated foreign operations.

The amount of gains or losses reclassified from other comprehensive income (loss) to earnings resulting from ineffectiveness or from excluding a component of the hedges' gain or loss from the effectiveness calculation for cash flow and net investment hedges during 2016, 2015 and 2014 was not material, nor is the amount of gains or losses the Company expects to reclassify from accumulated other comprehensive income (loss) to earnings over the next 12 months.

Interest Rate Risk. The Company uses various hedging strategies including interest rate swaps and interest rate caps to create an appropriate mix of fixed and floating rate assets and liabilities. The after-tax amount of gains or losses reclassified from accumulated other comprehensive income (loss) to earnings resulting from ineffectiveness for 2016, 2015 and 2014 was not material to the Company's results of operations. The Company expects \$4 million of losses currently deferred in accumulated other comprehensive income (loss) to be recognized in earnings during 2017.

Commodity Risk. The Company periodically enters into derivative commodity contracts to manage its exposure to changes in the price of gasoline. These instruments were designated as freestanding derivatives and the changes in fair value are recorded in the Company's consolidated results of operations.

Credit Risk and Exposure. The Company is exposed to counterparty credit risks in the event of nonperformance by counterparties to various agreements and sales transactions. The Company manages such risk by evaluating the financial position and creditworthiness of such counterparties and by requiring collateral in certain instances in which financing is provided. The Company mitigates counterparty credit risk associated with its derivative contracts by monitoring the amount for which it is at risk with each counterparty, periodically evaluating counterparty creditworthiness and financial position, and where possible, dispersing its risk among multiple counterparties.

There were no significant concentrations of credit risk with any individual counterparty or groups of counterparties at December 31, 2016 or 2015, other than (i) risks related to the Company's repurchase and guaranteed depreciation agreements with domestic and foreign car manufacturers, including Ford, General Motors, Chrysler, Peugeot, Kia, Volkswagen, Fiat, Mercedes, Toyota and Volvo, and primarily with respect to receivables for program cars that were disposed but for which the Company has not yet received payment from the manufacturers (see Note 2-Summary of Significant Accounting Policies), (ii) receivables from Realogy and Wyndham related to certain contingent, income tax and other corporate liabilities assumed by Realogy and Wyndham in connection with their disposition and (iii) risks related to leases which have been assumed by Realogy, Wyndham or Travelport but of which the Company is a guarantor. Concentrations of credit risk associated with trade receivables are considered minimal due to the Company's diverse customer base. The Company does not normally require collateral or other security to support credit sales.

Fair Value

Derivative instruments and hedging activities

As described above, derivative assets and liabilities consist principally of currency exchange contracts, interest rate swaps, interest rate caps and commodity contracts.

The Company held derivative instruments with absolute notional values as follows:

	As of December 31,	
	2016	2015
Interest rate caps ^(a)	\$ 9,736	\$ 10,179
Interest rate swaps	1,950	900
Foreign exchange contracts	692	811

^(a) Represents \$7.4 billion of interest rate caps sold, partially offset by approximately \$2.3 billion of interest rate caps purchased at December 31, 2016 and \$8.2 billion of interest rate caps sold, partially offset by approximately \$2.0 billion of interest rate caps purchased at December 31, 2015. These amounts exclude \$5.1 billion and \$6.2 billion of interest rate caps purchased by the Company's Avis Budget Rental Car Funding subsidiary at December 31, 2016 and 2015, respectively.

Fair values (Level 2) of derivative instruments are as follows:

	As of December 31, 2016		As of December 31, 2015	
	Fair Value, Asset Derivatives	Fair Value, Liability Derivatives	Fair Value, Asset Derivatives	Fair Value, Liability Derivatives
Derivatives designated as hedging instruments				
Interest rate swaps ^(a)	\$ 7	\$ 4	\$ 1	\$ 5
Derivatives not designated as hedging instruments				
Interest rate caps ^(b)	1	7	1	5
Foreign exchange contracts ^(c)	7	2	16	2
Commodity contracts ^(c)	—	—	—	1
Total	\$ 15	\$ 13	\$ 18	\$ 13

Amounts in this table exclude derivatives issued by Avis Budget Rental Car Funding, as it is not consolidated by the Company; however, certain amounts related to the derivatives held by Avis Budget Rental Car Funding are included within accumulated other comprehensive income (loss), as discussed in Note 15-Stockholders' Equity.

^(a) Included in other non-current assets or other non-current liabilities.

^(b) Included in assets under vehicle programs or liabilities under vehicle programs.

(c) Included in other current assets or other current liabilities.

The effects of derivatives recognized in the Company's Consolidated Financial Statements are as follows:

	Year Ended December 31,		
	2016	2015	2014
Financial instruments designated as hedging instruments ^(a)			
Interest rate swaps	\$ 4	\$ (1)	\$ (2)
Euro-denominated notes	14	34	46
Financial instruments not designated as hedging instruments ^(b)			
Foreign exchange contracts ^(c)	42	48	8
Interest rate caps ^(d)	(2)	(2)	(3)
Commodity contracts ^(e)	—	—	(3)
Total	\$ 58	\$ 79	\$ 46

^(a) Recognized, net of tax, as a component of accumulated other comprehensive income within stockholders' equity.

^(b) Gains (losses) related to derivative instruments are expected to be largely offset by (losses) gains on the underlying exposures being hedged.

^(c) For the year ended December 31, 2016, included a \$68 million gain included in interest expense and a \$26 million loss included in operating expenses. For the year ended December 31, 2015, included a \$32 million gain in interest expense and a \$16 million gain included in operating expenses. For the year ended December 31, 2014, included a \$10 million gain in interest expense and a \$2 million loss included in operating expenses.

^(d) For the years ended December 31, 2016, 2015 and 2014, amounts are included in vehicle interest, net.

^(e) Included in operating expenses.

Debt Instruments

The carrying amounts and estimated fair values (Level 2) of debt instruments are as follows:

	As of December 31, 2016		As of December 31, 2015	
	Carrying Amount	Estimated Fair Value	Carrying Amount	Estimated Fair Value
Corporate debt				
Short-term debt and current portion of long-term debt	\$ 279	\$ 280	\$ 26	\$ 26
Long-term debt	3,244	3,265	3,435	3,478
Debt under vehicle programs				
Vehicle-backed debt due to Avis Budget Rental Car Funding	\$ 6,695	\$ 6,722	\$ 6,796	\$ 6,836
Vehicle-backed debt	2,176	2,187	2,060	2,071
Interest rate swaps and interest rate caps ^(a)	7	7	4	4

^(a) Derivatives in liability position.

19. Segment Information

The Company's chief operating decision maker assesses performance and allocates resources based upon the separate financial information from the Company's operating segments. In identifying its reportable segments, the Company considered the nature of services provided, the geographical areas in which the segments operated and other relevant factors. The Company aggregates certain of its operating segments into its reportable segments.

Management evaluates the operating results of each of its reportable segments based upon revenue and "Adjusted EBITDA," which the Company defines as income from continuing operations before non-vehicle related depreciation and amortization, any impairment charge, restructuring expense, early extinguishment of debt costs, non-vehicle related interest, transaction-related costs, charges for an unprecedented personal-injury legal matter and income taxes. Charges for the legal matter are recorded in operating expenses in the Company's consolidated statement of operations. The Company has revised its definition of Adjusted EBITDA to exclude charges for an unprecedented personal-injury legal matter which the Company does not view as indicative of underlying business results due to its nature. We did not revise prior years' Adjusted EBITDA amounts because there were no charges similar in nature to this legal matter.

The Company's presentation of Adjusted EBITDA may not be comparable to similarly-titled measures used by other companies.

Year Ended December 31, 2016

	Americas	International	Corporate and Other ^(a)	Total
Net revenues	\$ 6,121	\$ 2,538	\$ —	\$ 8,659
Vehicle depreciation and lease charges, net	1,559	488	—	2,047
Vehicle interest, net	226	58	—	284
Adjusted EBITDA	633	273	(68)	838
Non-vehicle depreciation and amortization	165	88	—	253
Assets exclusive of assets under vehicle programs	4,017	1,990	58	6,065
Assets under vehicle programs	9,210	2,368	—	11,578
Capital expenditures (excluding vehicles)	121	62	7	190

^(a) Primarily represents unallocated corporate expenses and receivables from our former subsidiaries.

Year Ended December 31, 2015

	Americas	International	Corporate and Other ^(a)	Total
Net revenues	\$ 6,069	\$ 2,433	\$ —	\$ 8,502
Vehicle depreciation and lease charges, net	1,478	455	—	1,933
Vehicle interest, net	234	55	—	289
Adjusted EBITDA	682	277	(56)	903
Non-vehicle depreciation and amortization	143	75	—	218
Assets exclusive of assets under vehicle programs	3,940	1,901	77	5,918
Assets under vehicle programs	9,440	2,276	—	11,716
Capital expenditures (excluding vehicles)	131	68	—	199

^(a) Primarily represents unallocated corporate expenses and receivables from our former subsidiaries.

Year Ended December 31, 2014

	Americas	International	Corporate and Other ^(a)	Total
Net revenues	\$ 5,961	\$ 2,524	\$ —	\$ 8,485
Vehicle depreciation and lease charges, net	1,492	504	—	1,996
Vehicle interest, net	234	48	—	282
Adjusted EBITDA	656	280	(60)	876
Non-vehicle depreciation and amortization	122	58	—	180
Assets exclusive of assets under vehicle programs	3,946	1,730	108	5,784
Assets under vehicle programs	9,162	1,896	—	11,058
Capital expenditures (excluding vehicles)	113	69	—	182

^(a) Primarily represents unallocated corporate expenses and receivables from our former subsidiaries.

Provided below is a reconciliation of Adjusted EBITDA to income before income taxes.

	For the Year Ended December 31,		
	2016	2015	2014
Adjusted EBITDA	\$ 838	\$ 903	\$ 876
Less: Non-vehicle related depreciation and amortization ^(a)	253	218	180
Interest expense related to corporate debt, net	203	194	209
Early extinguishment of corporate debt	27	23	56
Restructuring expense	29	18	26
Transaction-related costs, net	21	68	13
Charges for legal matter ^(b)	26	—	—
Income before income taxes	\$ 279	\$ 382	\$ 392

^(a) Includes amortization of intangible assets recognized in purchase accounting of \$59 million in 2016, \$55 million in 2015 and \$33 million in 2014.

^(b) Reported within operating expenses in our consolidated statement of operations.

The geographic segment information provided below is classified based on the geographic location of the Company's subsidiaries.

	United States	All Other Countries	Total
2016			
Net revenues	\$ 5,674	\$ 2,985	\$ 8,659
Assets exclusive of assets under vehicle programs	3,699	2,366	6,065
Assets under vehicle programs	8,552	3,026	11,578
Net long-lived assets	1,489	1,073	2,562
2015			
Net revenues	\$ 5,635	\$ 2,867	\$ 8,502
Assets exclusive of assets under vehicle programs	3,677	2,241	5,918
Assets under vehicle programs	8,786	2,930	11,716
Net long-lived assets	1,502	1,069	2,571
2014			
Net revenues	\$ 5,471	\$ 3,014	\$ 8,485
Assets exclusive of assets under vehicle programs	3,745	2,039	5,784
Assets under vehicle programs	8,428	2,630	11,058
Net long-lived assets	1,481	885	2,366

Guarantor and Non-Guarantor Consolidating Financial Statements

The following consolidating financial information presents Consolidating Condensed Statements of Operations for the years ended December 31, 2016, 2015 and 2014, Consolidating Condensed Balance Sheets as of December 31, 2016 and December 31, 2015 and Consolidating Condensed Statements of Cash Flows for the years ended December 31, 2016, 2015 and 2014 for: (i) Avis Budget Group, Inc. (the "Parent"); (ii) ABCR and Avis Budget Finance, Inc. (the "Subsidiary Issuers"); (iii) the guarantor subsidiaries; (iv) the non-guarantor subsidiaries; (v) elimination entries necessary to consolidate the Parent with the Subsidiary Issuers, the guarantor and non-guarantor subsidiaries; and (vi) the Company on a consolidated basis. The Subsidiary Issuers and the guarantor and non-guarantor subsidiaries are 100% owned by the Parent, either directly or indirectly. All guarantees are full and unconditional and joint and several. This financial information is being presented in relation to the Company's guarantee of the payment of principal, premium (if any) and interest on the notes issued by the Subsidiary Issuers. See Note 12-Long-term Debt and Borrowing Arrangements for additional description of these guaranteed notes. The Senior Notes have separate investors than the equity investors of the Company and are guaranteed by the Parent and certain subsidiaries.

Investments in subsidiaries are accounted for using the equity method of accounting for purposes of the consolidating presentation. The principal elimination entries relate to investments in subsidiaries and intercompany balances and transactions. For purposes of the accompanying Consolidating Condensed Statements of Operations, certain expenses incurred by the Subsidiary Issuers are allocated to the guarantor and non-guarantor subsidiaries.

Consolidating Condensed Statements of Operations

For the Year Ended December 31, 2016

	Parent	Subsidiary Issuers	Guarantor Subsidiaries	Non- Guarantor Subsidiaries	Eliminations	Total
Revenues						
Vehicle rental	\$ —	\$ —	\$ 4,134	\$ 1,947	\$ —	\$ 6,081
Other	—	—	1,209	3,563	(2,194)	2,578
Net revenues	—	—	5,343	5,510	(2,194)	8,659
Expenses						
Operating	4	18	2,622	1,738	—	4,382
Vehicle depreciation and lease charges, net	—	—	1,993	2,045	(1,991)	2,047
Selling, general and administrative	38	18	631	447	—	1,134
Vehicle interest, net	—	—	198	289	(203)	284
Non-vehicle related depreciation and amortization	—	2	155	96	—	253
Interest expense related to corporate debt, net:						
Interest expense	—	141	3	59	—	203
Intercompany interest expense (income)	(13)	(7)	23	(3)	—	—
Early extinguishment of debt	—	10	—	17	—	27
Restructuring Expense	—	—	9	20	—	29
Transaction-related costs, net	—	2	1	18	—	21
Total expenses	29	184	5,635	4,726	(2,194)	8,380
Income (loss) before income taxes and equity in earnings of subsidiaries	(29)	(184)	(292)	784	—	279
Provision for (benefit from) income taxes	(11)	(70)	123	74	—	116
Equity in earnings of subsidiaries	181	295	710	—	(1,186)	—
Net income	\$ 163	\$ 181	\$ 295	\$ 710	\$ (1,186)	\$ 163
Comprehensive income	\$ 156	\$ 173	\$ 283	\$ 712	\$ (1,168)	\$ 156

For the Year Ended December 31, 2015

	Parent	Subsidiary Issuers	Guarantor Subsidiaries	Non-Guarantor Subsidiaries	Eliminations	Total
Revenues						
Vehicle rental	\$ —	\$ —	\$ 4,124	\$ 1,902	\$ —	\$ 6,026
Other	—	—	1,181	3,335	(2,040)	2,476
Net revenues	—	—	5,305	5,237	(2,040)	8,502
Expenses						
Operating	2	17	2,587	1,678	—	4,284
Vehicle depreciation and lease charges, net	—	1	1,819	1,936	(1,823)	1,933
Selling, general and administrative	32	15	619	427	—	1,093
Vehicle interest, net	—	—	204	302	(217)	289
Non-vehicle related depreciation and amortization	—	1	133	84	—	218
Interest expense related to corporate debt, net:						
Interest expense	—	159	(5)	40	—	194
Intercompany interest expense (income)	(12)	(11)	16	7	—	—
Early extinguishment of debt	—	23	—	—	—	23
Transaction-related costs, net	—	22	6	40	—	68
Restructuring expense	—	—	6	12	—	18
Total expenses	22	227	5,385	4,526	(2,040)	8,120
Income (loss) before income taxes and equity in earnings of subsidiaries	(22)	(227)	(80)	711	—	382
Provision for (benefit from) income taxes	(9)	(178)	170	86	—	69
Equity in earnings of subsidiaries	326	375	625	—	(1,326)	—
Net income	<u>\$ 313</u>	<u>\$ 326</u>	<u>\$ 375</u>	<u>\$ 625</u>	<u>\$ (1,326)</u>	<u>\$ 313</u>
Comprehensive income	<u>\$ 188</u>	<u>\$ 203</u>	<u>\$ 253</u>	<u>\$ 504</u>	<u>\$ (960)</u>	<u>\$ 188</u>

For the Year Ended December 31, 2014

	<u>Parent</u>	<u>Subsidiary Issuers</u>	<u>Guarantor Subsidiaries</u>	<u>Non-Guarantor Subsidiaries</u>	<u>Eliminations</u>	<u>Total</u>
Revenues						
Vehicle rental	\$ —	\$ —	\$ 4,038	\$ 1,988	\$ —	\$ 6,026
Other	—	—	1,167	3,426	(2,134)	2,459
Net revenues	<u>—</u>	<u>—</u>	<u>5,205</u>	<u>5,414</u>	<u>(2,134)</u>	<u>8,485</u>
Expenses						
Operating	10	13	2,525	1,703	—	4,251
Vehicle depreciation and lease charges, net	—	1	1,920	1,996	(1,921)	1,996
Selling, general and administrative	27	23	602	428	—	1,080
Vehicle interest, net	—	—	200	295	(213)	282
Non-vehicle related depreciation and amortization	—	2	111	67	—	180
Interest expense related to corporate debt, net:						
Interest expense	2	163	2	42	—	209
Intercompany interest expense (income)	(13)	(11)	1	23	—	—
Early extinguishment of debt	—	56	—	—	—	56
Restructuring expense	—	—	7	19	—	26
Transaction-related costs, net	1	8	(20)	24	—	13
Total expenses	<u>27</u>	<u>255</u>	<u>5,348</u>	<u>4,597</u>	<u>(2,134)</u>	<u>8,093</u>
Income (loss) before income taxes and equity in earnings of subsidiaries	(27)	(255)	(143)	817	—	392
Provision for (benefit from) income taxes	(10)	(108)	186	79	—	147
Equity in earnings of subsidiaries	262	409	738	—	(1,409)	—
Net income	<u>\$ 245</u>	<u>\$ 262</u>	<u>\$ 409</u>	<u>\$ 738</u>	<u>\$ (1,409)</u>	<u>\$ 245</u>
Comprehensive income	<u>\$ 106</u>	<u>\$ 123</u>	<u>\$ 273</u>	<u>\$ 624</u>	<u>\$ (1,020)</u>	<u>\$ 106</u>

Consolidating Condensed Balance Sheets

As of December 31, 2016

	Parent	Subsidiary Issuers	Guarantor Subsidiaries	Non-Guarantor Subsidiaries	Eliminations	Total
Assets						
Current assets:						
Cash and cash equivalents	\$ 3	\$ 12	\$ —	\$ 475	\$ —	\$ 490
Receivables, net	—	—	231	577	—	808
Other current assets	2	101	90	326	—	519
Total current assets	5	113	321	1,378	—	1,817
Property and equipment, net	—	148	341	196	—	685
Deferred income taxes	20	1,219	268	—	(14)	1,493
Goodwill	—	—	489	518	—	1,007
Other intangibles, net	—	28	502	340	—	870
Other non-current assets	75	24	16	78	—	193
Intercompany receivables	171	359	1,466	670	(2,666)	—
Investment in subsidiaries	42	3,717	3,698	—	(7,457)	—
Total assets exclusive of assets under vehicle programs	313	5,608	7,101	3,180	(10,137)	6,065
Assets under vehicle programs:						
Program cash	—	—	—	225	—	225
Vehicles, net	—	24	70	10,370	—	10,464
Receivables from vehicle manufacturers and other	—	1	—	526	—	527
Investment in Avis Budget Rental Car Funding (AESOP) LLC-related party	—	—	—	362	—	362
	—	25	70	11,483	—	11,578
Total assets	\$ 313	\$ 5,633	\$ 7,171	\$ 14,663	\$ (10,137)	\$ 17,643
Liabilities and stockholders' equity						
Current liabilities:						
Accounts payable and other current liabilities	\$ 23	\$ 189	\$ 512	\$ 764	\$ —	\$ 1,488
Short-term debt and current portion of long-term debt	—	264	3	12	—	279
Total current liabilities	23	453	515	776	—	1,767
Long-term debt	—	2,730	3	511	—	3,244
Other non-current liabilities	69	88	253	368	(14)	764
Intercompany payables	—	2,306	359	1	(2,666)	—
Total liabilities exclusive of liabilities under vehicle programs	92	5,577	1,130	1,656	(2,680)	5,775
Liabilities under vehicle programs:						
Debt	—	14	66	2,103	—	2,183
Due to Avis Budget Rental Car Funding (AESOP) LLC-related party	—	—	—	6,695	—	6,695
Deferred income taxes	—	—	2,258	171	—	2,429
Other	—	—	—	340	—	340
	—	14	2,324	9,309	—	11,647
Total stockholders' equity	221	42	3,717	3,698	(7,457)	221
Total liabilities and stockholders' equity	\$ 313	\$ 5,633	\$ 7,171	\$ 14,663	\$ (10,137)	\$ 17,643

As of December 31, 2015

	Parent	Subsidiary Issuers	Guarantor Subsidiaries	Non-Guarantor Subsidiaries	Eliminations	Total
Assets						
Current assets:						
Cash and cash equivalents	\$ 4	\$ 70	\$ —	\$ 378	\$ —	\$ 452
Receivables, net	—	—	212	456	—	668
Other current assets	2	78	83	344	—	507
Total current assets	6	148	295	1,178	—	1,627
Property and equipment, net	—	134	345	202	—	681
Deferred income taxes	20	1,246	253	—	(31)	1,488
Goodwill	—	—	487	486	—	973
Other intangibles, net	—	30	525	362	—	917
Other non-current assets	93	15	17	107	—	232
Intercompany receivables	160	367	1,070	696	(2,293)	—
Investment in subsidiaries	272	3,426	3,680	—	(7,378)	—
Total assets exclusive of assets under vehicle programs	551	5,366	6,672	3,031	(9,702)	5,918
Assets under vehicle programs:						
Program cash	—	—	—	258	—	258
Vehicles, net	—	18	78	10,562	—	10,658
Receivables from vehicle manufacturers and other	—	—	—	438	—	438
Investment in Avis Budget Rental Car Funding (AESOP) LLC-related party	—	—	—	362	—	362
	—	18	78	11,620	—	11,716
Total assets	\$ 551	\$ 5,384	\$ 6,750	\$ 14,651	\$ (9,702)	\$ 17,634
Liabilities and stockholders' equity						
Current liabilities:						
Accounts payable and other current liabilities	\$ 24	\$ 180	\$ 471	\$ 810	\$ —	\$ 1,485
Short-term debt and current portion of long-term debt	—	14	5	7	—	26
Total current liabilities	24	194	476	817	—	1,511
Long-term debt	—	2,932	2	501	—	3,435
Other non-current liabilities	88	85	237	355	(31)	734
Intercompany payables	—	1,897	336	60	(2,293)	—
Total liabilities exclusive of liabilities under vehicle programs	112	5,108	1,051	1,733	(2,324)	5,680
Liabilities under vehicle programs:						
Debt	—	4	74	1,986	—	2,064
Due to Avis Budget Rental Car Funding (AESOP) LLC-related party	—	—	—	6,796	—	6,796
Deferred income taxes	—	—	2,199	168	—	2,367
Other	—	—	—	288	—	288
	—	4	2,273	9,238	—	11,515
Total stockholders' equity	439	272	3,426	3,680	(7,378)	439
Total liabilities and stockholders' equity	\$ 551	\$ 5,384	\$ 6,750	\$ 14,651	\$ (9,702)	\$ 17,634

Consolidating Condensed Statements of Cash Flows

For the Year Ended December 31, 2016

	Parent	Subsidiary Issuers	Guarantor Subsidiaries	Non-Guarantor Subsidiaries	Eliminations	Total
Net cash provided by (used in) operating activities	\$ 268	\$ (10)	\$ 80	\$ 2,633	\$ (342)	\$ 2,629
Investing activities						
Property and equipment additions	—	(32)	(89)	(69)	—	(190)
Proceeds received on asset sales	—	7	4	8	—	19
Net assets acquired (net of cash acquired)	—	—	(4)	(51)	—	(55)
Intercompany loan receipts (advances)	—	—	28	(316)	288	—
Other, net	118	(1)	—	4	(118)	3
Net cash provided by (used in) investing activities exclusive of vehicle programs	118	(26)	(61)	(424)	170	(223)
<i>Vehicle programs:</i>						
Decrease in program cash	—	—	—	31	—	31
Investment in vehicles	—	(9)	(4)	(12,448)	—	(12,461)
Proceeds received on disposition of vehicles	—	31	—	10,473	—	10,504
	—	22	(4)	(1,944)	—	(1,926)
Net cash provided by (used in) investing activities	118	(4)	(65)	(2,368)	170	(2,149)
Financing activities						
Proceeds from long-term borrowings	—	557	—	337	—	894
Payments on long-term borrowings	—	(525)	(5)	(317)	—	(847)
Net change in short-term borrowings	—	—	—	4	—	4
Debt financing fees	—	(15)	—	(5)	—	(20)
Repurchases of common stock	(387)	—	—	—	—	(387)
Intercompany loan borrowings (payments)	—	316	—	(28)	(288)	—
Other, net	—	(385)	—	(75)	460	—
Net cash provided by (used in) financing activities exclusive of vehicle programs	(387)	(52)	(5)	(84)	172	(356)
<i>Vehicle programs:</i>						
Proceeds from borrowings	—	8	—	15,761	—	15,769
Payments on borrowings	—	—	(9)	(15,817)	—	(15,826)
Debt financing fees	—	—	(1)	(24)	—	(25)
	—	8	(10)	(80)	—	(82)
Net cash provided by (used in) financing activities	(387)	(44)	(15)	(164)	172	(438)
Effect of changes in exchange rates on cash and cash equivalents	—	—	—	(4)	—	(4)
Net increase (decrease) in cash and cash equivalents	(1)	(58)	—	97	—	38
Cash and cash equivalents, beginning of period	4	70	—	378	—	452
Cash and cash equivalents, end of period	\$ 3	\$ 12	\$ —	\$ 475	\$ —	\$ 490

For the Year Ended December 31, 2015

	Parent	Subsidiary Issuers	Guarantor Subsidiaries	Non-Guarantor Subsidiaries	Eliminations	Total
Net cash provided by (used in) operating activities	\$ 60	\$ 249	\$ 146	\$ 2,204	\$ (75)	\$ 2,584
Investing activities						
Property and equipment additions	—	(26)	(98)	(75)	—	(199)
Proceeds received on asset sales	—	7	1	7	—	15
Net assets acquired (net of cash acquired)	—	(8)	(9)	(239)	—	(256)
Intercompany loan receipts (advances)	—	(30)	(96)	—	126	—
Other, net	334	(127)	1	8	(210)	6
Net cash provided by (used in) investing activities exclusive of vehicle programs	334	(184)	(201)	(299)	(84)	(434)
<i>Vehicle programs:</i>						
Increase in program cash	—	—	—	(148)	—	(148)
Investment in vehicles	—	(1)	(2)	(11,925)	—	(11,928)
Proceeds received on disposition of vehicles	—	19	—	9,661	—	9,680
	—	18	(2)	(2,412)	—	(2,396)
Net cash provided by (used in) investing activities	334	(166)	(203)	(2,711)	(84)	(2,830)
Financing activities						
Proceeds from long-term borrowings	—	375	—	2	—	377
Payments on long-term borrowings	—	(256)	(4)	(41)	—	(301)
Net change in short-term borrowings	—	—	—	(22)	—	(22)
Debt financing fees	—	(7)	—	—	—	(7)
Repurchases of common stock	(393)	—	—	—	—	(393)
Intercompany loan borrowings (payments)	—	—	—	126	(126)	—
Other, net	1	(335)	70	(28)	285	(7)
Net cash provided by (used in) financing activities exclusive of vehicle programs	(392)	(223)	66	37	159	(353)
<i>Vehicle programs:</i>						
Proceeds from borrowings	—	—	—	14,138	—	14,138
Payments on borrowings	—	—	(9)	(13,639)	—	(13,648)
Debt financing fees	—	—	—	(22)	—	(22)
	—	—	(9)	477	—	468
Net cash provided by (used in) financing activities	(392)	(223)	57	514	159	115
Effect of changes in exchange rates on cash and cash equivalents	—	—	—	(41)	—	(41)
Net decrease in cash and cash equivalents	2	(140)	—	(34)	—	(172)
Cash and cash equivalents, beginning of period	2	210	—	412	—	624
Cash and cash equivalents, end of period	\$ 4	\$ 70	\$ —	\$ 378	\$ —	\$ 452

For the Year Ended December 31, 2014

	Parent	Subsidiary Issuers	Guarantor Subsidiaries	Non-Guarantor Subsidiaries	Eliminations	Total
Net cash provided by (used in) operating activities	\$ —	\$ 469	\$ 340	\$ 1,840	\$ (70)	\$ 2,579
Investing activities						
Property and equipment additions	—	(20)	(84)	(78)	—	(182)
Proceeds received on asset sales	—	7	8	6	—	21
Net assets acquired (net of cash acquired)	—	—	(263)	(153)	—	(416)
Other, net	285	(9)	(2)	—	(285)	(11)
Net cash provided by (used in) investing activities exclusive of vehicle programs	285	(22)	(341)	(225)	(285)	(588)
<i>Vehicle programs:</i>						
Increase in program cash	—	—	—	(10)	—	(10)
Investment in vehicles	—	(9)	(90)	(11,776)	—	(11,875)
Proceeds received on disposition of vehicles	—	8	—	9,658	—	9,666
	—	(1)	(90)	(2,128)	—	(2,219)
Net cash provided by (used in) investing activities	285	(23)	(431)	(2,353)	(285)	(2,807)
Financing activities						
Proceeds from long-term borrowings	—	575	—	296	—	871
Payments on long-term borrowings	—	(756)	(5)	(1)	—	(762)
Net change in short-term borrowings	—	—	—	5	—	5
Debt financing fees	—	(12)	—	(5)	—	(17)
Repurchases of common stock	(297)	—	—	—	—	(297)
Other, net	—	(285)	—	(70)	355	—
Net cash provided by (used in) financing activities exclusive of vehicle programs	(297)	(478)	(5)	225	355	(200)
<i>Vehicle programs:</i>						
Proceeds from borrowings	—	—	88	14,285	—	14,373
Payments on borrowings	—	—	(3)	(13,960)	—	(13,963)
Debt financing fees	—	—	(1)	(27)	—	(28)
	—	—	84	298	—	382
Net cash provided by (used in) financing activities	(297)	(478)	79	523	355	182
Effect of changes in exchange rates on cash and cash equivalents	—	—	—	(23)	—	(23)
Net decrease in cash and cash equivalents	(12)	(32)	(12)	(13)	—	(69)
Cash and cash equivalents, beginning of period	14	242	12	425	—	693
Cash and cash equivalents, end of period	\$ 2	\$ 210	\$ —	\$ 412	\$ —	\$ 624

21. Selected Quarterly Financial Data—(unaudited)

Provided below are selected unaudited quarterly financial data for 2016 and 2015.

The earnings per share information is calculated independently for each quarter based on the weighted average number of common stock and common stock equivalents outstanding, which may fluctuate, based on quarterly income levels and market prices. Therefore and due to the seasonality of the Company's earnings, the sum of the quarters' per share information may not equal the annual amount presented on the Consolidated Statements of Operations.

	2016			
	First	Second	Third	Fourth
Net revenues	\$ 1,881	\$ 2,243	\$ 2,656	\$ 1,879
Net income (loss)	(51)	36	209	(31)
<i>Per share information:</i>				
Basic				
Net income (loss)	\$ (0.53)	\$ 0.39	\$ 2.32	\$ (0.35)
Weighted average shares	96.3	93.9	90.4	87.4
Diluted				
Net income (loss)	\$ (0.53)	\$ 0.38	\$ 2.28	\$ (0.35)
Weighted average shares	96.3	95.1	91.8	87.4
2015				
	First	Second	Third	Fourth
Net revenues	\$ 1,850	\$ 2,173	\$ 2,577	\$ 1,902
Net income (loss)	(9)	143	184	(5)
<i>Per share information:</i>				
Basic				
Net income (loss)	\$ (0.09)	\$ 1.36	\$ 1.80	\$ (0.06)
Weighted average shares	106.1	105.5	102.7	99.5
Diluted				
Net income (loss)	\$ (0.09)	\$ 1.34	\$ 1.77	\$ (0.06)
Weighted average shares	106.1	106.7	104.0	99.5

22. Subsequent Event

On January 23, 2017, the Company's Board of Directors authorized the adoption of a short-term stockholder rights plan, which expires on January 22, 2018. Pursuant to the rights plan, the Company declared a dividend of one preferred share purchase right for each outstanding share of common stock, payable to holders of record as of the close of business on February 2, 2017. Each right, which is exercisable only in the event any person or group acquires a voting or economic position of 10% or more of the Company's outstanding common stock (with certain limited exceptions), would entitle any holder other than the person or group whose ownership position has exceeded the ownership limit to purchase common stock having a value equal to twice the \$90 exercise price of the right, or, at the election of the Board of Directors, to exchange each right for one share of common stock (subject to adjustment).

**Schedule II – Valuation and Qualifying Accounts
(in millions)**

Description	Balance at Beginning of Period	Expensed	Other Adjustments	Deductions	Balance at End of Period
Allowance for Doubtful Accounts:					
Year Ended December 31,					
2016 ^(a)	\$ 34	\$ 27	\$ (2)	\$ (21)	\$ 38
2015 ^(a)	34	24	(3)	(21)	34
2014 ^(a)	50	17	(3)	(30)	34
Tax Valuation Allowance:					
Year Ended December 31,					
2016 ^(a)	\$ 351	\$ 17	\$ 3	\$ (14)	\$ 357
2015 ^{(a)(b)}	319	20	12	—	351
2014 ^(a)	347	(9)	(13)	(6)	319

^(a) Other adjustments relate to currency translation adjustments.

^(b) Other adjustments relate to the acquisition of Brazil.

EXHIBIT NO.	DESCRIPTION
2.1	Separation and Distribution Agreement by and among Cendant Corporation*, Realogy Corporation, Wyndham Worldwide Corporation and Travelport Inc., dated as of July 27, 2006 (Incorporated by reference to Exhibit 2.1 to the Company's Current Report on Form 8-K dated August 1, 2006).
2.2	Letter Agreement dated August 23, 2006 related to the Separation and Distribution Agreement by and among Realogy Corporation, Cendant Corporation*, Wyndham Worldwide Corporation and Travelport Inc. dated as of July 27, 2006 (Incorporated by reference to Exhibit 2.2 to the Company's Quarterly Report on Form 10-Q for the period ended June 30, 2007, dated August 8, 2007).
3.1	Amended and Restated Certificate of Incorporation of Avis Budget Group, Inc. (Incorporated by reference to Exhibit 3.1 to the Company's Current Report on Form 8-K dated September 5, 2006).
3.2	Amended and Restated By-Laws of Avis Budget Group, Inc. as of September 15, 2015 (Incorporated by reference to Exhibit 3.2 to the Company's Current Report on Form 8-K dated September 18, 2015).
3.3	Certificate of Designations of Series R Preferred Stock of Avis Budget Group, Inc., as filed with the Secretary of State of the State of Delaware on January 23, 2017 (Incorporated by reference to Exhibit 3.1 to the Company's Current Report on Form 8-K dated January 23, 2017).
4.1	Indenture dated as of March 7, 2013 among Avis Budget Finance, plc, as Issuer, the Guarantors from time to time parties thereto, Bank of Nova Scotia Trust Company of New York as Trustee and Citibank, N.A., London Branch, as paying agent and note registrar (Incorporated by reference to Exhibit 4.1 to the Company's Current Report on Form 8-K dated March 11, 2013).
4.1(a)	Supplemental Indenture, dated as of June 21, 2013, to the Indenture, dated as of March 7, 2013, by and among Avis Budget Finance plc, as Issuer, the Guarantors from time to time parties thereto and The Bank of Nova Scotia Trust Company of New York as Trustee (Incorporated by reference to Exhibit 4.11(b) to Avis Budget Car Rental, LLC and Avis Budget Finance, Inc.'s Registration Statement on Form S-4, Registration No. 333-189524, dated June 21, 2013).
4.2	Form of 6.0% Senior Notes Due 2021 (Incorporated by reference to Exhibit 4.2 to the Company's Current Report on Form 8-K dated March 11, 2013).
4.3	Indenture, dated as of April 3, 2013, among Avis Budget Car Rental, LLC and Avis Budget Finance, Inc., as Issuers, the Guarantors from time to time parties thereto and The Bank of Nova Scotia Trust Company of New York as Trustee (Incorporated by reference to Exhibit 4.1 to the Company's Current Report on Form 8-K dated April 8, 2013).
4.3(a)	Supplemental Indenture, dated as of June 21, 2013, to the Indenture, dated as of April 3, 2013, by and among Avis Budget Finance plc, as Issuer, the Guarantors from time to time parties thereto and The Bank of Nova Scotia Trust Company of New York as Trustee (Incorporated by reference to Exhibit 4.12(b) to Avis Budget Car Rental, LLC and Avis Budget Finance, Inc.'s Registration Statement on Form S-4, Registration No. 333-189524, dated June 21, 2013).
4.4	Form of 5.50% Senior Notes due 2023 (Incorporated by reference to Exhibit 4.2 to the Company's Current Report on Form 8-K dated April 8, 2013).
4.5	Indenture dated as of November 25, 2013 among Avis Budget Car Rental, LLC and Avis Budget Finance, Inc., as Issuers, the Guarantors from time to time parties thereto and Deutsche Bank Trust Company Americas as Trustee (Incorporated by reference to Exhibit 4.1 to the Company's Current Report on Form 8-K dated December 2, 2013).
4.6	Form of Floating Rate Senior Notes Due 2017 (Incorporated by reference to Exhibit 4.2 to the Company's Current Report on Form 8-K dated December 2, 2013).
4.7	Indenture dated as of May 16, 2014 among Avis Budget Car Rental, LLC and Avis Budget Finance, Inc., as Issuers, the Guarantors from time to time parties thereto and Deutsche Bank Trust Company Americas as Trustee (Incorporated by reference to Exhibit 4.1 to the Company's Current Report on Form 8-K dated May 19, 2014).
4.8	Form of 5.125% Senior Notes Due 2022 (Incorporated by reference to Exhibit 4.2 to the Company's Current Report on Form 8-K dated May 19, 2014).
4.9	Indenture dated as of March 11, 2015 among Avis Budget Car Rental, LLC and Avis Budget Finance, Inc., as Issuers, the Guarantors from time to time parties thereto and The Bank of Nova Scotia Trust Company of New York as Trustee (Incorporated by reference to Exhibit 4.1 to the Company's Current Report on Form 8-K dated March 17, 2015).
4.10	Form of 5.25% Senior Notes Due 2025 (Incorporated by reference to Exhibit 4.2 to the Company's Current Report on Form 8-K dated March 17, 2015).
4.11	Indenture dated as of March 29, 2016 for the 6.375% Senior Notes due 2024, among Avis Budget Car Rental LLC and Avis Budget Finance, Inc. as Issuers the Guarantors from time to time parties thereto and Deutsche Bank Trust Company Americas as Trustee (Incorporated by reference to Exhibit 4.1 to the Company's Quarterly Report on Form 10-Q for the quarter ended March 31, 2016, dated May 4, 2016).
4.12	Indenture dated as of September 26, 2016 among Avis Budget Finance Plc, as Issuer, the Guarantors from time to time parties hereto and Deutsche Bank Trust Company Americas as Trustee, Deutsche Bank AG, London Branch as Paying Agent and Deutsche Bank Luxembourg, S.A. as Registrar (Incorporated by reference to Exhibit 4.1 to the Company's Quarterly Report on Form 10-Q for the quarter ended September 30, 2016, dated November 3, 2016).

4.13	Form of 4.125% Senior Notes due 2024 (Incorporated by reference to Exhibit 4.2 to the Company's Quarterly Report on Form 10-Q for the quarter ended September 30, 2016, dated November 3, 2016).
4.14	Rights Agreement, dated as of January 23, 2017, between Avis Budget Group, Inc. and Computershare Trust Company, N.A., as Rights Agent (Incorporated by reference to Exhibit 4.1 to the Company's Current Report on Form 8-K dated January 23, 2017).
10.1	Amended and Restated Employment Agreement between Avis Budget Group, Inc. and Ronald L. Nelson (Incorporated by reference to Exhibit 10.1 to the Company's Current Report on Form 8-K dated April 22, 2014).†
10.1(a)	Amendment to Employment Agreement between Avis Budget Group, Inc. and Ronald L. Nelson dated as of March 28, 2016 (Incorporated by reference to Exhibit 10.1 to the Company's Current Report on Form 8-K dated March 29, 2016).†
10.1(b)	Amendment to Employment Agreement between Avis Budget Group, Inc. and Ronald L. Nelson dated as of December 12, 2016 (Incorporated by reference to Exhibit 10.1 to the Company's Current Report on Form 8-K dated December 15, 2016). †
10.2	Employment Agreement between Avis Budget Group, Inc. and Larry D. DeShon dated as of September 15, 2015 (Incorporated by reference to Exhibit 10.1 to the Company's Current Report on Form 8-K dated September 18, 2015).†
10.3	Employment Agreement between Avis Budget Group, Inc. and David B. Wyshner dated as of March 28, 2016 (Incorporated by reference to Exhibit 10.2 to the Company's Current Report on Form 8-K dated March 29, 2016).†
10.4	Agreement between Avis Budget Group, Inc. and Mark J. Servodidio (Incorporated by reference to Exhibit 10.4 to the Company's Annual Report on Form 10-K for the year ended December 31, 2015, dated February 24, 2016).†
10.5	Agreement between Avis Budget Group, Inc. and Joseph Ferraro (Incorporated by reference to Exhibit 10.5 to the Company's Annual Report on Form 10-K for the year ended December 31, 2015, dated February 24, 2016).†
10.6	Form of Avis Budget Group, Inc. Severance Agreement (Incorporated by reference to Exhibit 10.8 to the Company's Annual Report on Form 10-K for the year ended December 31, 2009, dated February 24, 2010).†
10.7	Avis Budget Group, Inc. Amended and Restated Equity and Incentive Plan (Incorporated by reference to Annex A to the Company's Definitive Proxy Statement on Schedule 14A, dated March 29, 2016).†
10.8	1997 Stock Incentive Plan (Incorporated by reference to Appendix E to the Joint Proxy Statement/ Prospectus included as part of the Company's Registration Statement on Form S-4, Registration No. 333-34517, dated August 28, 1997).†
10.8(a)	Amendment to 1997 Stock Incentive Plan dated March 27, 2000 (Incorporated by reference to Exhibit 10.12(b) to the Company's Annual Report on Form 10-K for the year ended December 31, 2000 dated March 29, 2001).†
10.8(b)	Amendment to 1997 Stock Incentive Plan dated March 28, 2000 (Incorporated by reference to Exhibit 10.12(c) to the Company's Annual Report on Form 10-K for the year ended December 31, 2000 dated March 29, 2001).†
10.8(c)	Amendment to 1997 Stock Incentive Plan dated January 3, 2001 (Incorporated by reference to Exhibit 10.12(d) to the Company's Annual Report on Form 10-K for the year ended December 31, 2000 dated March 29, 2001).†
10.9	Amendment to Various Equity-Based Plans (Incorporated by reference to Exhibit 10.16 to the Company's Annual Report on Form 10-K for the year ended December 31, 2005 dated March 1, 2006).†
10.10	Avis Budget Group, Inc. Employee Stock Purchase Plan (Incorporated by reference to Exhibit 10.2 to the Company's Current Report on Form 8-K dated June 18, 2009).†
10.10(a)	Amendment No. 1 to the Avis Budget Group, Inc. Employee Stock Purchase Plan (Incorporated by reference to Exhibit 10.17(b) to Avis Budget Car Rental, LLC and Avis Budget Finance, Inc.'s Registration Statement on Form S-4, Registration No. 333-17490, dated October 25, 2011).†
10.11	Form of Award Agreement-Restricted Stock Units (Incorporated by reference to Exhibit 10.17(a) to the Company's Annual Report on Form 10-K for the year ended December 31, 2011, dated February 29, 2012).†
10.12	Form of Award Agreement-Stock Appreciation Rights (Incorporated by reference to Exhibit 10.2 to the Company's Current Report on Form 8-K dated August 4, 2006).†
10.13	Form of Award Agreement-Stock Options (Incorporated by reference to Exhibit 10.15(c) to the Company's Annual Report on Form 10-K for the year ended December 31, 2008, dated February 26, 2009).†
10.14	Form of Award Agreement-Stock Options (Incorporated by reference to Exhibit 10.15(d) to the Company's Annual Report on Form 10-K for the year ended December 31, 2008, dated February 26, 2009).†
10.15	Form of Other Stock or Cash-Based Award Agreement (Incorporated by reference to Exhibit 10.4 to the Company's Quarterly Report on Form 10-Q for the quarter ended June 30, 2009, dated August 6, 2009).†
10.16	Avis Budget Group, Inc. Non-Employee Directors Deferred Compensation Plan, amended and restated as of January 1, 2013 (Incorporated by reference to Exhibit 10.20 to the Company's Annual Report on Form 10-K for the year ended December 31, 2012 dated February 21, 2013).†

10.17	Avis Budget Group, Inc. Deferred Compensation Plan, amended and restated as of November 1, 2008 (Incorporated by reference to Exhibit 10.17 to the Company's Annual Report on Form 10-K for the year ended December 31, 2008, dated February 26, 2009).†
10.18	Avis Budget Group, Inc. Savings Restoration Plan, amended and restated as of November 1, 2008 (Incorporated by reference to Exhibit 10.18 to the Company's Annual Report on Form 10-K for the year ended December 31, 2008, dated February 26, 2009).†
10.19	Amended and Restated Equalization Benefit Plan (Incorporated by reference to Exhibit 10.59 to the Company's Annual Report on Form 10-K for the year ended December 31, 2007, dated February 29, 2008).†
10.20	Avis Rent A Car System, LLC Pension Plan (Incorporated by reference to Exhibit 10.20 to the Company's Annual Report on Form 10-K for the year ended December 31, 2008).†
10.21	Asset and Stock Purchase Agreement by and among Budget Group, Inc. and certain of its Subsidiaries, Cendant Corporation* and Cherokee Acquisition Corporation dated as of August 22, 2002 (Incorporated by reference to Exhibit 10.71 to the Company's Annual Report on Form 10-K/A for the year ended December 31, 2001 dated November 4, 2002).
10.22	First Amendment to Asset and Stock Purchase Agreement by and among Budget Group, Inc. and certain of its Subsidiaries, Cendant Corporation* and Cherokee Acquisition Corporation dated as of September 10, 2002 (Incorporated by reference to Exhibit 10.72 to the Company's Annual Report on Form 10-K/A for the year ended December 31, 2001 dated November 4, 2002).
10.23	Separation Agreement, dated as of January 31, 2005, by and between Cendant Corporation* and PHH Corporation (Incorporated by reference to Exhibit 10.3 to the Company's Current Report on Form 8-K dated February 4, 2005).
10.24	Tax Sharing Agreement, dated as of January 31, 2005, by and among Cendant Corporation*, PHH Corporation and certain affiliates of PHH Corporation named therein (Incorporated by reference to Exhibit 10.4 to the Company's Current Report on Form 8-K dated February 4, 2005).††
10.25	Cendant Corporation* Officer Personal Financial Services Policy (Incorporated by reference to Exhibit 10.3 to the Company's Current Report on Form 8-K dated January 26, 2005).
10.26	Purchase Agreement, dated as of June 30, 2006, by and among the Company, Travelport Inc. and TDS Investor LLC (Incorporated by reference to Exhibit 10.1 to the Company's Current Report on Form 8-K dated June 30, 2006).
10.27	Transition Services Agreement among Cendant Corporation*, Realogy Corporation, Wyndham Worldwide Corporation and Travelport Inc., dated as of July 27, 2006 (Incorporated by reference to Exhibit 10.1 to the Company's Current Report on Form 8-K dated August 1, 2006).
10.28	Tax Sharing Agreement among Cendant Corporation*, Realogy Corporation, Wyndham Worldwide Corporation and Travelport Inc., dated as of July 28, 2006 (Incorporated by reference to Exhibit 10.1 to the Company's Current Report on Form 8-K dated August 1, 2006).
10.28(a)	Amendment to the Tax Sharing Agreement, dated July 28, 2006, among Avis Budget Group, Inc., Realogy Corporation, Wyndham Worldwide Corporation and Travelport Inc. (Incorporated by reference to Exhibit 10.4 to the Company's Quarterly Report on Form 10-Q for the quarterly period ended June 30, 2008 dated August 7, 2008).
10.29	Purchase Agreement by and among Cendant Corporation*, Affinity Acquisition, Inc. and Affinity Acquisition Holdings, Inc. dated as of July 26, 2005 (Incorporated by reference to Exhibit 10.2 to the Company's Quarterly Report on Form 10-Q for the quarterly period ended September 30, 2005 dated November 2, 2005).
10.29(a)	Amendment No. 1 dated as of October 17, 2005 to the Purchase Agreement dated as of July 26, 2005 by and among Cendant Corporation*, Affinity Acquisition, Inc. (now known as Affinion Group, Inc.) and Affinity Acquisition Holdings, Inc. (now known as Affinion Group Holdings, Inc.) (Incorporated by reference to Exhibit 10.3 to the Company's Quarterly Report on Form 10-Q for the quarterly period ended September 30, 2005 dated November 2, 2005).
10.30	Agreement dated August 14, 2015 between Avis Budget Car Rental, LLC and General Motors LLC (Incorporated by reference to Exhibit 10.2 to the Company's Current Report on Form 8-K dated August 20, 2015).††
10.31	Agreement dated October 31, 2016 between Avis Budget Car Rental, LLC and General Motors LLC (Incorporated by reference to Exhibit 10.1 to the Company's Current Report on Form 8-K dated November 3, 2016).††
10.32	Avis Budget Car Rental 2016 Model Year Program Letter dated August 14, 2015 between Avis Budget Car Rental, LLC and Ford Motor Company (Incorporated by reference to Exhibit 10.1 to the Company's Current Report on Form 8-K dated August 20, 2015).††
10.33	Avis Budget Car Rental 2017 Model Year Program Letter dated August 26, 2016 between Avis Budget Car Rental, LLC and Ford Motor Company (Incorporated by reference to Exhibit 10.1 to the Company's Current Report on Form 8-K dated August 31, 2016).††
10.34	Second Amended and Restated Base Indenture, dated as of June 3, 2004, among Cendant Rental Car Funding (AESOP) LLC***, as Issuer, and The Bank of New York, as Trustee (Incorporated by reference to Exhibit 10.7 to the Company's Quarterly Report on Form 10-Q for the quarterly period ended June 30, 2004, dated August 2, 2004).

10.34(a)	Supplemental Indenture No. 1, dated as of December 23, 2005, among Cendant Rental Car Funding (AESOP) LLC***, as Issuer, and The Bank of New York, as Trustee, to the Second Amended and Restated Base Indenture, dated as of June 3, 2004 (Incorporated by reference to Exhibit 10.1 to the Company's Current Report on Form 8-K dated January 20, 2006).
10.34(b)	Supplemental Indenture No. 2, dated as of May 9, 2007, among Avis Budget Rental Car Funding (AESOP) LLC, as Issuer, and The Bank of New York Trust Company, N.A. (as successor in interest to The Bank of New York), as Trustee, to the Second Amended and Restated Base Indenture, dated as of June 3, 2004 (Incorporated by reference to Exhibit 10.6 to the Company's Quarterly Report on Form 10-Q for the quarterly period ended June 30, 2007, dated August 8, 2007).
10.34(c)	Supplemental Indenture No. 3, dated as of August 16, 2013, among Avis Budget Rental Car Funding (AESOP) LLC, as Issuer, and The Bank of New York Trust Company, N.A. (as successor in interest to The Bank of New York), as Trustee, to the Second Amended and Restated Base Indenture, dated as of June 3, 2004 (Incorporated by reference to Exhibit 10.35(c) to the Company's Annual Report on Form 10-K for the year ended December 31, 2013, dated February 20, 2014).
10.35	Second Amended and Restated Loan Agreement, dated as of June 3, 2004, among AESOP Leasing L.P., as Borrower, Quartx Fleet Management, Inc., as a Permitted Nominee, PV Holding Corp., as a Permitted Nominee, and Cendant Rental Car Funding (AESOP) LLC***, as Lender (Incorporated by reference to Exhibit 10.8 to the Company's Quarterly Report on Form 10-Q for the quarterly period ended June 30, 2004, dated August 2, 2004).
10.35(a)	First Amendment, dated as of December 23, 2005, among AESOP Leasing L.P., as Borrower, Quartx Fleet Management, Inc., as a Permitted Nominee, PV Holding Corp., as a Permitted Nominee, and Cendant Rental Car Funding (AESOP) LLC***, as Lender, to the Second Amended and Restated Loan Agreement, dated as of June 3, 2004 (Incorporated by reference to Exhibit 10.2 to the Company's Current Report on Form 8-K dated January 20, 2006).
10.35(b)	Second Amendment, dated as of May 9, 2007, among AESOP Leasing L.P., as Borrower, PV Holding Corp., as a Permitted Nominee, Quartx Fleet Management, Inc., as a Permitted Nominee, and Avis Budget Rental Car Funding (AESOP) LLC, as Lender, to the Second Amended and Restated Loan Agreement, dated as of June 3, 2004 (Incorporated by reference to Exhibit 10.8 to the Company's Quarterly Report on Form 10-Q for the quarterly period ended June 30, 2007, dated August 8, 2007).
10.35(c)	Third Amendment, dated as of August 16, 2013, among AESOP Leasing L.P., as Borrower, PV Holding Corp., as a Permitted Nominee, Quartx Fleet Management, Inc., as a Permitted Nominee, and Avis Budget Rental Car Funding (AESOP) LLC, as Lender, to the Second Amended and Restated Loan Agreement, dated as of June 3, 2004 (Incorporated by reference to Exhibit 10.36(c) to the Company's Annual Report on Form 10-K for the year ended December 31, 2013, dated February 20, 2014).
10.36	Amended and Restated Loan Agreement, dated as of June 3, 2004, among AESOP Leasing L.P., as Borrower, and Cendant Rental Car Funding (AESOP) LLC***, as Lender (Incorporated by reference to Exhibit 10.29(a) to the Company's Annual Report on Form 10-K for the year ended December 31, 2006, dated March 1, 2007).
10.36(a)	First Amendment, dated as of December 23, 2005, among AESOP Leasing L.P., as Borrower, and Cendant Rental Car Funding (AESOP) LLC***, as Lender, to the Amended and Restated Loan Agreement, dated as of June 3, 2004 (Incorporated by reference to Exhibit 10.29(b) to the Company's Annual Report on Form 10-K for the year ended December 31, 2006, dated March 1, 2007).
10.36(b)	Second Amendment, dated as of the May 9, 2007, among AESOP Leasing L.P., as Borrower, and Avis Budget Rental Car Funding (AESOP) LLC, as Lender, to the Amended and Restated Loan Agreement, dated as of June 3, 2004 (Incorporated by reference to Exhibit 10.7 to the Company's Quarterly Report on Form 10-Q for the quarterly period ended June 30, 2007, dated August 8, 2007).
10.36(c)	Third Amendment, dated as of August 16, 2013, among AESOP Leasing L.P., as Borrower, and Avis Budget Rental Car Funding (AESOP) LLC, as Lender, to the Amended and Restated Loan Agreement, dated as of June 3, 2004 (Incorporated by reference to Exhibit 10.37(c) to the Company's Annual Report on Form 10-K for the year ended December 31, 2013, dated February 20, 2014).
10.37	Second Amended and Restated Master Motor Vehicle Operating Lease Agreement, dated as of June 3, 2004, among AESOP Leasing L.P., as Lessor, and Cendant Car Rental Group, Inc.**, as Lessee and as Administrator (Incorporated by reference to Exhibit 10.9 to the Company's Quarterly Report on Form 10-Q for the quarterly period ended June 30, 2004, dated August 2, 2004).
10.37(a)	First Amendment, dated December 23, 2005, among AESOP Leasing L.P., as Lessor, and Cendant Car Rental Group, Inc.**, as Lessee and as Administrator, to the Second Amended and Restated Master Motor Vehicle Operating Lease Agreement, dated as of December 23, 2005 (Incorporated by reference to Exhibit 10.3 to the Company's Current Report on Form 8-K dated January 20, 2006).
10.37(b)	Third Amendment, dated as of May 9, 2007, among AESOP Leasing L.P., as Lessor and Avis Budget Car Rental, LLC, as Lessee and as the Administrator, to the Second Amended and Restated Master Motor Vehicle Operating Lease Agreement, dated as of June 3, 2004 (Incorporated by reference to Exhibit 10.9 to the Company's Quarterly Report on Form 10-Q for the quarterly period ended June 30, 2007, dated August 8, 2007).
10.37(c)	Fourth Amendment, dated as of August 16, 2013, among AESOP Leasing L.P., as Lessor and Avis Budget Car Rental, LLC, as Lessee and as the Administrator, to the Second Amended and Restated Master Motor Vehicle Operating Lease Agreement, dated as of June 3, 2004 (Incorporated by reference to Exhibit 10.38(c) to the Company's Annual Report on Form 10-K for the year ended December 31, 2013, dated February 20, 2014).

10.38	Amended and Restated Master Motor Vehicle Finance Lease Agreement, dated as of June 3, 2004, among AESOP Leasing L.P., as Lessor, Cendant Car Rental Group, Inc.**, as Lessee, as Administrator and as Finance Lease Guarantor, Avis Rent A Car System, Inc.****, as Lessee, and Budget Rent A Car System, Inc., as Lessee (Incorporated by reference to Exhibit 10.30(a) to the Company's Annual Report on Form 10-K for the year ended December 31, 2006, dated March 1, 2007).
10.38(a)	First Amendment, dated as of December 23, 2005, among AESOP Leasing L.P., as Lessor, Cendant Car Rental Group, Inc.**, as Lessee, as Administrator and as Finance Lease Guarantor, Avis Rent A Car System, Inc.****, as Lessee, and Budget Rent A Car System, Inc., as Lessee, to the Amended and Restated Master Motor Vehicle Finance Lease Agreement, dated as of June 3, 2004 (Incorporated by reference to Exhibit 10.30(b) to the Company's Annual Report on Form 10-K for the year ended December 31, 2006, dated March 1, 2007).
10.38(b)	Third Amendment, dated as of May 9, 2007, among AESOP Leasing L.P., as Lessor, Avis Budget Car Rental, LLC, as Lessee, as Administrator and as Finance Lease Guarantor, Avis Rent A Car System, LLC, as Lessee, and Budget Rent A Car System, Inc., as Lessee, to the Amended and Restated Master Motor Vehicle Finance Lease Agreement, dated as of June 3, 2004 (Incorporated by reference to Exhibit 10.11 to the Company's Quarterly Report on Form 10-Q for the quarterly period ended June 30, 2007, dated August 8, 2007).
10.38(c)	Fourth Amendment, dated as of August 16, 2013, among AESOP Leasing L.P., as Lessor, Avis Budget Car Rental, LLC, as Lessee, as Administrator and as Finance Lease Guarantor, Avis Rent A Car System, LLC, as Lessee, and Budget Rent A Car System, Inc., as Lessee, to the Amended and Restated Master Motor Vehicle Finance Lease Agreement, dated as of June 3, 2004 (Incorporated by reference to Exhibit 10.39(c) to the Company's Annual Report on Form 10-K for the year ended December 31, 2013, dated February 20, 2014).
10.39	AESOP I Operating Sublease Agreement dated as of March 26, 2013 between Zipcar, Inc. and Avis Budget Car Rental, LLC (Incorporated by reference to Exhibit 10.2 to the Company's Quarterly Report on Form 10-Q for the quarterly period ended March 31, 2013 dated May 8, 2013).
10.40	Second Amended and Restated Administration Agreement, dated as of June 3, 2004, among Cendant Rental Car Funding (AESOP) LLC***, AESOP Leasing L.P., AESOP Leasing Corp. II, Avis Rent A Car System, Inc.****, Budget Rent A Car System, Inc., Cendant Car Rental Group, Inc.** and The Bank of New York, as Trustee (Incorporated by reference to Exhibit 10.34 to the Company's Annual Report on Form 10-K for the year ended December 31, 2005, dated March 1, 2006).
10.40(a)	First Amendment, dated as of August 16, 2013, among Avis Budget Rental Car Funding (AESOP) LLC, AESOP Leasing L.P., AESOP Leasing Corp. II, Avis Rent A Car System, LLC, Budget Rent A Car System, Inc. and Avis Budget Car Rental, LLC, as Administrator, to the Second Amended and Restated Administration Agreement dated as of June 3, 2004 (Incorporated by reference to Exhibit 10.41(a) to the Company's Annual Report on Form 10-K for the year ended December 31, 2013, dated February 20, 2014).
10.41	Assignment and Assumption Agreement dated as of June 3, 2004, among Avis Rent A Car System, Inc.****, Avis Group Holdings, Inc.***** and Cendant Car Rental Group, Inc.** (Incorporated by reference to Exhibit 10.35 to the Company's Annual Report on Form 10-K for the year ended December 31, 2005, dated March 1, 2006).
10.42	Second Amended and Restated Series 2010-6 Supplement, dated as of November 5, 2013, by and among Avis Budget Rental Car Funding (AESOP) LLC, as Issuer, Avis Budget Car Rental, LLC, as Administrator, JPMorgan Chase Bank, N.A., as Administrative Agent, the Non-Conduit Purchasers, the CP Conduit Purchasers, the APA Banks and the Funding Agents named therein and The Bank of New York Mellon Trust Company, N.A., as Trustee and as Series 2010-6 Agent (Incorporated by reference to Exhibit 10.1 to the Company's Current Report on Form 8-K, dated November 7, 2013).
10.42(a)	First Amendment to the Second Amended and Restated Series 2010-6 Supplement, dated as of November 20, 2014, by and among Avis Budget Rental Car Funding (AESOP) LLC, as Issuer, Avis Budget Car Rental, LLC, as Administrator, JPMorgan Chase Bank, N.A., as Administrative Agent, the Non-Conduit Purchasers, the CP Conduit Purchasers, the APA Banks and the Funding Agents named therein and The Bank of New York Mellon Trust Company, N.A., as Trustee and as Series 2010-6 Agent (Incorporated by reference to Exhibit 10.1 to the Company's Current Report on Form 8-K dated November 26, 2014).
10.42(b)	Second Amendment to the Second Amended and Restated Series 2010-6 Supplement, dated as of November 19, 2015, among Avis Budget Rental Car Funding (AESOP) LLC, the administrator, administrative agent, purchasers and funding agents listed therein, and The Bank of New York Mellon Trust Company, N.A., as trustee and as Series 2010-6 Agent (Incorporated by reference to Exhibit 10.2 to the Company's Current Report on Form 8-K dated November 24, 2015).
10.42(c)	Third Amendment to the Second Amended and Restated Series 2010-6 Supplement, dated as of November 17, 2016 by and among Avis Budget Rental Car Funding (AESOP) LLC, as Issuer, Avis Budget Car Rental, LLC, as Administrator, JPMorgan Chase Bank, N.A., as Administrative Agent, the Non-Conduit Purchasers, the CP Conduit Purchasers, the APA Banks and the Funding Agents named therein and The Bank of New York Mellon Trust Company, N.A., as Trustee and as Series 2010-6 Agent (Incorporated by reference to Exhibit 10.2 to the Company's Current Report on Form 8-K dated November 22, 2016).
10.43	Amended and Restated Series 2011-5 Supplement, dated as of September 9, 2013, between Avis Budget Rental Car Funding (AESOP) LLC and The Bank of New York Mellon Trust Company, N.A., as trustee and as Series 2011-5 Agent (Incorporated by reference to Exhibit 10.10 to the Company's Quarterly Report on Form 10-Q for the period ended September 30, 2013, dated November 1, 2013).
10.44	Amended and Restated Series 2012-2 Supplement, dated as of September 9, 2013, between Avis Budget Car Funding (AESOP) LLC and The Bank of New York Mellon Trust company, N.A., as trustee and as Series 2012-2 Agent (Incorporated by reference to Exhibit 10.9 to the Company's Quarterly Report on Form 10-Q for the period ended September 30, 2013, dated November 1, 2013).

10.45	Amended and Restated Series 2012-3 Supplement, dated as of September 9, 2013, between Avis Budget Rental Car Funding (AESOP) LLC and The Bank of New York Mellon Trust Company, N.A., as trustee and as Series 2012-3 Agent (Incorporated by reference to Exhibit 10.8 to the Company's Quarterly Report on Form 10-Q for the period ended September 30, 2013, dated November 1, 2013).
10.46	Amended and Restated Series 2013-1 Supplement, dated as of September 9, 2013, between Avis Budget Rental Car Funding (AESOP) LLC and The Bank of New York Mellon Trust Company, N.A., as trustee and as Series 2013-1 Agent (Incorporated by reference to Exhibit 10.7 to the Company's Quarterly Report on Form 10-Q for the period ended September 30, 2013, dated November 1, 2013).
10.47	Amended and Restated Series 2013-2 Supplement, dated as of February 12, 2014, between Avis Budget Rental Car Funding (AESOP) LLC and The Bank of New York Mellon Trust Company, N.A., as trustee and as Series 2013-2 Agent (Incorporated by reference to Exhibit 10.54 to the Company's Annual Report on Form 10-K for the year ended December 31, 2013, dated February 20, 2014).
10.48	Series 2014-1 Supplement, dated as of February 12, 2014, between Avis Budget Rental Car Funding (AESOP) LLC and The Bank of New York Mellon Trust Company, N.A., as trustee and as Series 2014-1 Agent (Incorporated by reference to Exhibit 10.1 to the Company's Current Report on Form 8-K dated February 18, 2014).
10.49	Series 2014-2 Supplement, dated as of July 24, 2014, between Avis Budget Rental Car Funding (AESOP) LLC and The Bank of New York Mellon Trust Company, N.A., as trustee and as Series 2014-2 Agent (Incorporated by reference to Exhibit 10.1 to the Company's Current Report on Form 8-K dated July 24, 2014).
10.50	Series 2015-1 Supplement, dated as of January 29, 2015, between Avis Budget Rental Car Funding (AESOP) LLC and The Bank of New York Mellon Trust Company, N.A., as trustee and as Series 2015-1 Agent (Incorporated by reference to Exhibit 10.1 to the Company's Current Report on Form 8-K dated January 30, 2015).
10.51	Series 2015-2 Supplement, dated as of May 27, 2015, between Avis Budget Rental Car Funding (AESOP) LLC and the Bank of New York Mellon Trust Company, N.A., as trustee and as Series 2015-2 Agent (Incorporated by reference to Exhibit 10.1 to the Company's Current Report on Form 8-K dated May 29, 2015).
10.52	Series 2015-3 Supplement, dated as of November 19, 2015, between Avis Budget Rental Car Funding (AESOP) LLC, the administrator, administrative agent, purchasers and funding agents listed therein, and The Bank of New York Mellon Trust Company, N.A., as trustee and as Series 2015-3 Agent (Incorporated by reference to Exhibit 10.1 to the Company's Current Report on Form 8-K dated November 24, 2015).
10.52(a)	First Amendment to the Series 2015-3 Supplement, dated as of November 17, 2016 between Avis Budget Rental Car Funding (AESOP) LLC and the Bank of New York Mellon Trust Company, N.A., as trustee and as Series 2015-3 Agent (Incorporated by reference to Exhibit 10.1 to the Company's Current Report on Form 8-K dated November 22, 2016).
10.53	Series 2016-1 Supplement, dated as of March 30, 2016, between Avis Budget Rental Car Funding (AESOP) LLC and the Bank of New York Mellon Trust Company, N.A., as trustee and as Series 2016-1 Agent (Incorporated by reference to Exhibit 10.1 to the Company's Current Report on Form 8-K dated April 5, 2016).
10.54	Series 2016-2 Supplement, dated as of June 1, 2016, between Avis Budget Rental Car Funding (AESOP) LLC and the Bank of New York Mellon Trust Company, N.A., as trustee and as Series 2016-2 Agent (Incorporated by reference to Exhibit 10.1 to the Company's Current Report on Form 8-K dated June 7, 2016).
10.55	Fourth Amended and Restated Credit Agreement dated as of October 7, 2016, among Avis Budget Holdings, LLC, Avis Budget Car Rental, LLC, Avis Budget Group, Inc., the Subsidiary Borrowers from time to time parties there, the several banks and other financial institutions or entities from time to time parties thereto, JPMorgan Chase Bank, N.A., as Administrative Agent, Deutsche Bank Securities Inc., as Syndication Agent, Citibank, N.A., Bank of America, N.A., Barclays Bank plc and Credit Agricole Corporate and Investment Bank, as Co-Documentation Agents Incorporated by reference to Exhibit 10.1 to the Company's Current Report on Form 8-K dated October 12, 2016).
10.56	Amended and Restated Guarantee & Collateral Agreement, dated as of May 3, 2011, among Avis Budget Holdings, LLC, Avis Budget Car Rental, LLC and certain of its Subsidiaries in favor of JPMorgan Chase Bank, N.A., as Administrative Agent (Incorporated by reference to Exhibit 10.2 to the Company's Current Report on Form 8-K dated May 6, 2011).
10.56(a)	Amendment dated as of March 4, 2013, to the Amended and Restated Credit Agreement and the Amended and Restated Guarantee & Collateral Agreement, each dated as of May 3, 2011, among Avis Budget Holdings, LLC, Avis Budget Car Rental, LLC and certain of its Subsidiaries, JPMorgan Chase Bank, N.A., as Administrative Agent and certain other signatories thereto (Incorporated by reference to Exhibit 10.2 to the Company's Current Report on Form 8-K dated March 5, 2013).
10.56(b)	Second Amendment to the Amended and Restated Guarantee & Collateral Agreement, dated as of October 3, 2014, among Avis Budget Holdings, LLC, Avis Budget Car Rental, LLC and certain of its Subsidiaries, in favor of JPMorgan Chase Bank, N.A., as Administrative Agent (Incorporated by reference to Exhibit 10.2 to the Company's Current Report on Form 8-K dated October 6, 2014).
10.57	Purchase Agreement, dated as of February 28, 2013, by and among Avis Budget Finance, plc, as issuer, Avis Budget Group, Inc. and certain of its subsidiaries as guarantors, and Citigroup Global Markets Limited, for itself and on behalf of the several initial purchasers (Incorporated by reference to Exhibit 10.1 to the Company's Current Report on Form 8-K dated March 5, 2013).
10.58	Purchase Agreement, dated as of March 19, 2013, by and among Avis Budget Car Rental, LLC and Avis Budget Finance, Inc. as issuers, Avis Budget Group, Inc. and certain of its subsidiaries as guarantors, and Barclays Capital Inc. for itself and on behalf of the several initial purchasers (Incorporated by reference to Exhibit 10.1 to the Company's Current Report on Form 8-K dated March 25, 2013).

10.59	Registration Rights Agreement, dated as of April 3, 2013, among Avis Budget Car Rental, LLC and Avis Budget Finance, Inc., the guarantors parties thereto, Barclays Capital Inc., and the other initial purchasers parties thereto (Incorporated by reference to Exhibit 10.1 to the Company's Current Report on Form 8-K dated April 8, 2013).
10.60	Purchase Agreement, dated as of November 20, 2013, by and among Avis Budget Car Rental, LLC and Avis Budget Finance, Inc. as issuers, Avis Budget Group, Inc. and certain of its subsidiaries as guarantors, and Citigroup Global Markets, Inc. as the initial purchaser Trustee (Incorporated by reference to Exhibit 10.1 to the Company's Current Report on Form 8-K dated November 22, 2013).
10.61	Registration Rights Agreement, dated November 25, 2013, among Avis Budget Car Rental, LLC and Avis Budget Finance, Inc., the guarantors parties thereto and Citigroup Global Markets Inc. (Incorporated by reference to Exhibit 10.1 to the Company's Current Report on Form 8-K dated December 2, 2013).
10.62	Agreement of Resignation, Appointment And Acceptance, dated as of September 5, 2013, by and among Avis Budget Car Rental, LLC, Avis Budget Finance, Inc., The Bank of Nova Scotia Trust Company of New York, as the retiring trustee, and Deutsche Bank Trust Company Americas, as the successor trustee under the indentures described therein (Incorporated by reference to Exhibit 10.4 to the Company's Quarterly Report on Form 10-Q for the period ended September 30, 2013, dated November 1, 2013).
10.63	Agreement of Resignation, Appointment And Acceptance, dated as of September 5, 2013, by and among Avis Budget Finance, The Bank of Nova Scotia Trust Company of New York, as the retiring trustee, and Deutsche Bank Trust Company Americas, as the successor trustee under the indenture dated as of March 7, 2013 (as amended and supplemented) (Incorporated by reference to Exhibit 10.5 to the Company's Quarterly Report on Form 10-Q for the period ended September 30, 2013, dated November 1, 2013).
10.64	Purchase Agreement, dated as of May 13, 2014, by and among Avis Budget Car Rental, LLC and Avis Budget Finance, Inc. as issuers, Avis Budget Group, Inc. and certain of its subsidiaries as guarantors, Morgan Stanley & Co. LLC for itself and on behalf of the several initial purchasers (Incorporated by reference to Exhibit 10.1 to the Company's Current Report on Form 8-K dated May 19, 2014).
10.65	Purchase Agreement, dated as of November 6, 2014, by and among Avis Budget Car Rental, LLC and Avis Budget Finance, Inc. as issuers, Avis Budget Group, Inc. and certain of its subsidiaries as guarantors, and Credit Agricole Securities (USA) Inc. for itself and on behalf of the several initial purchasers (Incorporated by reference to Exhibit 10.73 to Avis Budget Car Rental, LLC and Avis Budget Finance, Inc.'s Registration Statement on Form S-4, Registration Number 333-201102-19, dated December 19, 2014).
10.66	Registration Rights Agreement, dated November 14, 2014, among Avis Budget Car Rental, LLC and Avis Budget Finance, Inc., the guarantors parties thereto and Credit Agricole Securities (USA) Inc. for itself and on behalf of the several initial purchasers (Incorporated by reference to Exhibit 10.74 to Avis Budget Car Rental, LLC and Avis Budget Finance, Inc.'s Registration Statement on Form S-4, Registration Number 333-201102-19, dated December 19, 2014).
10.67	Purchase Agreement, dated as of March 4, 2015, by and among Avis Budget Car Rental, LLC and Avis Budget Finance, Inc. as issuers, Avis Budget Group, Inc. and certain of its subsidiaries as guarantors and Merrill Lynch, Pierce, Fenner & Smith Incorporated for itself and on behalf of the several initial purchasers (Incorporated by reference to Exhibit 10.1 to the Company's Current Report on Form 8-K dated March 10, 2015).
10.68	Issuer Note Facility Agreement dated March 5, 2013 among CarFin Finance International Limited, Credit Agricole Corporate And Investment Bank, the Initial Senior Noteholders listed therein, Deutsche Trustee Company Limited, Deutsche Bank AG, London Branch and Deutsche Bank Luxembourg S.A. (Incorporated by reference to Exhibit 10.1 to the Company's Current Report on Form 8-K dated March 11, 2013).
10.69	Amended and Restated Framework Agreement dated May 21, 2014 among CarFin Finance International Limited, Credit Agricole Corporate And Investment Bank, Deutsche Trustee Company Limited, Avis Budget Car Rental, LLC, Avis Finance Company Limited, Avis Budget EMEA Limited, Deutsche Bank AG, London Branch, Caceis Bank France, FCT CarFin, Eurotitrisation, the Senior Noteholders named therein and certain other entities named therein (Incorporated by reference to Exhibit 10.4 to the Company's Quarterly Report on Form 10-Q for the period ended June 30, 2014, dated August 5, 2014).††
10.70	Master Definitions Agreement dated March 5, 2013, among CarFin Finance International Limited, Credit Agricole Corporate And Investment Bank, Deutsche Trustee Company Limited, Credit Agricole Corporate and Investment Bank, Avis Budget Car Rental, LLC, Avis Finance Company Limited, Avis Budget EMEA Limited, Deutsche Bank AG, London Branch, the Senior Noteholders named therein and certain other entities named therein (Incorporated by reference to Exhibit 10.5 to the Company's Quarterly Report on Form 10-Q for the period ended June 30, 2014, dated August 5, 2014).††
10.71	Fourth Master Amendment and Restatement Deed, by and among CarFin Finance International Limited, Credit Agricole Corporate And Investment Bank, Deutsche Trustee Company Limited, Credit Agricole Corporate And Investment Bank, the Opcos, Servicers, Lessees and Fleetcos listed therein, Avis Budget Car Rental, LLC, Avis Finance Company Limited, Avis Budget EMEA Limited, the Account Banks listed therein, Deutsche Bank Ag, London Branch, the Senior Noteholders listed therein, Structured Finance Management (Ireland) Limited, CarFin Finance Holdings Limited, Intertrust (Netherlands) B.V. And Vistra B.V., Credit Agricole Corporate And Investment Bank, FCT CarFin, Caceis Bank France, Caceis Corporate Trust, Deutsche Bank Luxembourg S.A. and Fiserv Automotive Solutions, Inc., dated December 15, 2014 (Incorporated by reference to Exhibit 10.1 to the Company's Current Report on Form 8-K dated December 19, 2014).††

[Table of Contents](#)

10.72	Seventh Master Amendment and Restatement Deed, by and among CarFin Finance International Limited, Credit Agricole Corporate And Investment Bank, Deutsche Trustee Company Limited, Credit Agricole Corporate And Investment Bank, the Opcos, Servicers, Lessees and Fleetcos listed therein, Avis Budget Car Rental, LLC, Avis Finance Company Limited, Avis Budget EMEA Limited, the Account Banks listed therein, Deutsche Bank Ag, London Branch, the Senior Noteholders and certain other entities named therein, dated January 22, 2016 (Incorporated by reference to Exhibit 10.6 to the Company's Current Report on Form 8-K dated April 21, 2016).††
10.73	Eighth Master Amendment and Restatement Deed, by and among CarFin Finance International Limited, Credit Agricole Corporate And Investment Bank, Deutsche Trustee Company Limited, Credit Agricole Corporate And Investment Bank, the Opcos, Servicers, Lessees and Fleetcos listed therein, Avis Budget Car Rental, LLC, Avis Finance Company Limited, Avis Budget EMEA Limited, the Account Banks listed therein, Deutsche Bank Ag, London Branch, the Senior Noteholders and certain other entities named therein, dated April 15, 2016 (Incorporated by reference to Exhibit 10.1 to the Company's Current Report on Form 8-K dated April 21, 2016).††
12	Statement Re: Computation of Ratio of Earnings to Fixed Charges.
21	Subsidiaries of Registrant.
23.1	Consent of Deloitte & Touche LLP.
31.1	Certification of Chief Executive Officer pursuant to Rules 13(a)-14(a) and 15(d)-14(a) promulgated under the Securities Exchange Act of 1934, as amended.
31.2	Certification of Chief Financial Officer pursuant to Rules 13(a)-14(a) and 15(d)-14(a) promulgated under the Securities Exchange Act of 1934, as amended.
32	Certifications Pursuant to 18 U.S.C. Section 1350, as Adopted Pursuant to Section 906 of the Sarbanes-Oxley Act of 2002.
101.INS	XBRL Instance Document.
101.SCH	XBRL Taxonomy Extension Schema.
101.CAL	XBRL Taxonomy Extension Calculation Linkbase.
101.DEF	XBRL Taxonomy Extension Definition Linkbase.
101.LAB	XBRL Taxonomy Extension Label Linkbase.
101.PRE	XBRL Taxonomy Extension Presentation Linkbase.

* Cendant Corporation is now known as Avis Budget Group, Inc.

** Cendant Car Rental Group, LLC (formerly known as Cendant Car Rental Group, Inc.) is now known as Avis Budget Car Rental, LLC.

*** Cendant Rental Car Funding (AESOP) LLC, formerly known as AESOP Funding II L.L.C, is now known as Avis Budget Rental Car Funding (AESOP) LLC.

**** Avis Rent A Car System, Inc. is now known as Avis Rent A Car System, LLC.

***** Avis Group Holdings, Inc. is now known as Avis Group Holdings, LLC.

† Denotes management contract or compensatory plan.

†† Confidential treatment has been requested for certain portions of this Exhibit pursuant to Rule 24b-2 of the Securities Exchange Act of 1934, as amended, which portions have been omitted and filed separately with the Securities and Exchange Commission.

Avis Budget Group, Inc.
COMPUTATION OF RATIO OF EARNINGS TO FIXED CHARGES
(Dollars in millions)

	Year Ended December 31,				
	2016	2015	2014	2013	2012
Earnings available to cover fixed charges:					
Income from continuing operations before income taxes	\$ 279	\$ 382	\$ 392	\$ 97	\$ 300
Plus: Fixed charges	645	622	648	741	638
Earnings available to cover fixed charges	<u>\$ 924</u>	<u>\$ 1,004</u>	<u>\$ 1,040</u>	<u>\$ 838</u>	<u>\$ 938</u>
Fixed charges^(a) :					
Interest, including amortization of deferred financing costs	\$ 528	\$ 510	\$ 547	\$ 643	\$ 546
Interest portion of rental payment	117	112	101	98	92
Total fixed charges	<u>\$ 645</u>	<u>\$ 622</u>	<u>\$ 648</u>	<u>\$ 741</u>	<u>\$ 638</u>
Ratio of earnings to fixed charges	<u>1.43x</u>	<u>1.61x</u>	<u>1.60x</u>	<u>1.13x</u>	<u>1.47x</u>

^(a) Consists of interest expense on all indebtedness (including amortization of deferred financing costs) and the portion of operating lease rental expense that is representative of the interest factor. Interest expense on all indebtedness is detailed as follows:

	Year Ended December 31,				
	2016	2015	2014	2013	2012
Related to debt under vehicle programs	\$ 302	\$ 302	\$ 290	\$ 271	\$ 303
All other	226	208	257	372	243
	<u>\$ 528</u>	<u>\$ 510</u>	<u>\$ 547</u>	<u>\$ 643</u>	<u>\$ 546</u>

* * *

Subsidiary	Jurisdiction of Incorporation
2233516 Ontario, Inc.	Canada
AAA France Cars SAS	France
AB Canada Holdings I Limited Partnership	Canada
AB Canada Holdings II Partnership	Canada
AB Canada Holdings III Limited Partnership	Canada
AB Car Rental Services Inc.	Delaware
AB FleetCo SAS	France
AB Funding Pty Ltd.	Australia
AB Luxembourg Holdings S.á r.l.	Luxembourg
AB Scotland Finance I, LP	Scotland
AB Scotland Finance II, LP	Scotland
ABG Car Services Holdings, LLC	Delaware
ABG Commerce Consultancy (Shanghai) Co., Ltd.	China
ABG Contact Centre EMEA S.A.	Spain
ABG Fiserv Limited	England and Wales
ABG Scandinavia Holdings AS	Norway
ACE Administracao e Participacao Ltda.	Brazil
ACE Rent A Car, Inc.	Indiana
Advance Ross Corporation	Delaware
Advance Ross Intermediate Corporation	Delaware
Advance Ross Sub Company	Delaware
AE Consolidation Limited	England and Wales
AE Holdco Limited	England and Wales
Aegis Motor Insurance Limited	Isle of Man
AESOP Funding Corp.	Delaware
AESOP Leasing Corp.	Delaware
AESOP Leasing L.P.	Delaware
Anji Car Rental & Leasing Company Limited	China
Apex Car Rentals	New Zealand
Apex Car Rentals Pty Ltd.	Australia
ARAC Management Services Inc.	Delaware
ARACS LLC	Delaware
Arbitra S.A.	Argentina
AU Holdco Pty Ltd.	Australia
Auto Accident Consultants Pty. Limited	Australia
Auto-Hall S.A.	Monaco
Avis (US) Holdings BV	The Netherlands
Avis Africa Limited	England and Wales

Avis Alquile un Coche S.A.	Spain
Avis Asia and Pacific, LLC	Delaware
Avis Asia Limited	England and Wales
Avis Assistance Limited	England and Wales
Avis Autoverhuur BV	The Netherlands
Avis Autovermietung Beteiligungsgesellschaft mbH	Germany
Avis Autovermietung Gesellschaft m.b.H.	Austria
Avis Belgium SA	Belgium
Avis Budget Auto Service GmbH	Germany
Avis Budget Autovermietung AG	Switzerland
Avis Budget Autovermietung GmbH & Co KG	Germany
Avis Budget Autovermietung Verwaltungsgesellschaft mbH	Germany
Avis Budget Brasil S.A.	Brazil
Avis Budget Car Rental Canada ULC	Canada
Avis Budget Car Rental LLC	Delaware
Avis Budget Contact Centers Inc.	Canada
Avis Budget de Puerto Rico, Inc.	Puerto Rico
Avis Budget Denmark A/S	Denmark
Avis Budget EMEA Limited	England and Wales
Avis Budget Europe International Reinsurance Limited	Isle of Man
Avis Budget Finance, Inc.	Delaware
Avis Budget Finance plc	Jersey Channel Islands
Avis Budget Group Business Support Centre Szolgaltato Kft	Hungary
Avis Budget Group Pty Limited	Australia
Avis Budget Holdings, LLC	Delaware
Avis Budget International Capital (Singapore) Pte. Ltd.	Singapore
Avis Budget International Financing S.á r.l.	Luxembourg
Avis Budget Italia S.p.A.	Italy
Avis Budget Italia SpA Fleet Co S.A.P.A.	Italy
Avis Budget Rental Car Funding (AESOP) LLC	Delaware
Avis Budget Services Limited	England and Wales
Avis Budget UK Limited	England and Wales
Avis Car Rental Group, LLC	Delaware
Avis Caribbean, Limited	Delaware
Avis Commercial Holdings Limited	England and Wales
Avis Enterprises, Inc.	Delaware
Avis Europe Group Holdings BV	The Netherlands
Avis Europe Holdings Limited	England and Wales
Avis Europe Investment Holdings Limited	England and Wales
Avis Europe Investments Limited	England and Wales
Avis Europe and Middle East Limited	England and Wales
Avis Europe Overseas Limited	England and Wales
Avis Europe Risk Management Limited	England and Wales

Avis Finance Company (No. 2) Limited	England and Wales
Avis Finance Company (No. 3) Limited	Jersey Channel Islands
Avis Finance Company Limited	England and Wales
Avis Financement Vehicules SAS	France
Avis Group Holdings, LLC	Delaware
Avis Holdings, Inc.	Delaware
Avis India Investments Private Limited	India
Avis International Holdings, LLC	Delaware
Avis International, Ltd.	Delaware
Avis Investment Services (No. 2)	England and Wales
Avis Investment Services Limited	England and Wales
Avis Leasing Corporation	Delaware
Avis Leisure Services Limited	Jersey Channel Islands
Avis Licence Holdings Limited	England and Wales
Avis Location de Voitures S.à r.l	Luxembourg
Avis Location de Voitures SAS	France
Avis Lube Inc.	Delaware
Avis Management Pty. Limited	Australia
Avis Management Services Limited	Sweden
Avis Management Services, Ltd.	Delaware
Avis New York General Partnership	New York
Avis Operations LLC	Delaware
Avis Pension Trustees Limited	England and Wales
Avis Portugal S.G.P.S., LDA	Portugal
Avis Rent A Car (Isle Of Man) Limited	Isle of Man
Avis Rent A Car Limited	New Zealand
Avis Rent A Car Sdn. Bhd.	Malaysia
Avis Rent A Car System, LLC	Delaware
Avis Service, Inc.	Delaware
Avisbudget Group Limited	New Zealand
Aviscar Inc.	Canada
Baker Car and Truck Rental Inc.	Arkansas
Bell'Aria S.p.A	Italy
BGI Leasing Inc.	Delaware
BRC Automoveis de Aluguel Ltda.	Brazil
Budget Funding Corporation	Delaware
Budget International, Inc.	Delaware
Budget Rent A Car Australia Pty. Ltd.	Australia
Budget Rent A Car Licensor, LLC	Delaware
Budget Rent A Car Limited	New Zealand
Budget Rent a Car Operations Pty. Ltd.	Australia
Budget Rent A Car System, Inc.	Delaware
Budget Truck Rental LLC	Delaware

Budgetcar Inc.	Canada
Business Rent A Car GmbH	Austria
Camfox Pty. Ltd.	Australia
CCRG Servicios De Automoveis Ltda	Brazil
CD Intellectual Property Holdings, LLC	Delaware
Cendant Finance Holding Company LLC	Delaware
Centre Point Funding, LLC	Delaware
Centrus Limited	England and Wales
Chaconne Pty. Limited	Australia
Cilva Holdings Limited	England and Wales
Constellation Reinsurance Company Limited	Barbados
Dallas Automoveis e Acessorios Ltda.	Brazil
Dallas Rent A Car Ltda.	Brazil
DRC Automoveis de Aluguel Ltda.	Brazil
Europe Leisure Holdings NV	The Netherlands
Garage St Martin sas	France
Garep AG	Switzerland
HFS Truck Funding Corporation	Delaware
Jupol-Car Sp. z.o.o.	Poland
Kallbergs Biluthyrning AB	Sweden
Maggiore Asset Management S.r.l.	Italy
Maggiore Rent S.p.A	Italy
Manor National Limited	England and Wales
Mercury Car Rentals Private Limited	India
Milton Location de Voitures SAS	France
Minnesota Rent A Car, LLC	Indiana
Mobility, Inc.	Washington
Motorent, Inc.	Tennessee
National Car Rentals (Private) Limited	Singapore
Payhot Limited	England and Wales
Payless Car Rental Canada Inc.	Canada
Payless Car Rental, Inc.	Nevada
Payless Car Rental System, Inc.	Florida
Payless Car Sales, Inc.	Florida
Payless Parking, LLC	Florida
PF Claims Management Ltd.	Delaware
PR Holdco, Inc.	Delaware
Prolita Limited	England and Wales
PV Holding Corp.	Delaware
PVI Kraftfahrzeug Leasing GmbH	Germany
Quartx Fleet Management Inc.	Delaware
RAC Norway AS	Norway
Rent-A-Car Company, Incorporated	Virginia

REZLink International, Inc.	Florida
Runabout, LLC	Delaware
SCA sas	France
Servicios Avis S.A.	Mexico
Show Group Enterprises (NZ) Limited	New Zealand
Show Group Enterprises Pty Limited	Australia
Sovial Sociedade de Viaturas de Aluguer LDA	Portugal
Sovialma Sociedade de Viaturas de Aluguer da Madeira LDA	Portugal
Strongdraw Limited	England and Wales
Sweden Rent A Car AB	Sweden
Team Fleet Financing Corporation	Delaware
Texas Rent A Car, LLC	Illinois
Uppereextra Limited	England and Wales
Virgin Islands Enterprises, Inc.	Virgin Islands
W.T.H. Fleet Leasing Pty. Limited	Australia
W.T.H. PTY. Limited	Australia
We Try Harder Pty. Limited	Australia
Wizard Co., Inc.	Delaware
Wizard Services, Inc.	Delaware
WTH Canada, Inc.	Canada
WTH Car Rental, ULC	Canada
WTH Funding Limited Partnership	Canada
Yourway Rent A Car Pty Limited	Australia
Zipcar Australia Pty Ltd	Australia
Zipcar, Inc.	Delaware
Zipcar (UK) Limited	England and Wales
Zipcar Austria GmbH	Austria
Zipcar Belgium SPRL	Belgium
Zipcar Canada Inc.	Canada
Zipcar Carsharing S.A.	Spain
Zipcar France S.A.S.	France
Zipcar International Finance Company Limited	England and Wales
Zipcar International Holdings Limited	England and Wales
Zipcar New York, Inc.	Delaware
Zipcar Securities Corporation	Massachusetts
Zipcar Vehicle Financing, LLC	Delaware
Zodiac Autovermietung AG	Switzerland
Zodiac Europe Finance Company Limited	England and Wales
Zodiac Europe Investments Limited	England and Wales
Zodiac Europe Limited	England and Wales
Zodiac Italia S.p.A.	Italy
Zodiac Rent A Car Limited	England and Wales

CONSENT OF INDEPENDENT REGISTERED PUBLIC ACCOUNTING FIRM

We consent to the incorporation by reference in Registration Statement Nos. 333-78475, 333-38638, 333-58670, 333-98933, 333-114744, 333-124925, 333-144143, 333-161418, 333-197770 and 333-212706 on Form S-8 of our reports dated February 21, 2017, relating to the consolidated financial statements and financial statement schedule of Avis Budget Group, Inc. and subsidiaries, and the effectiveness of Avis Budget Group, Inc. and subsidiaries' internal control over financial reporting, appearing in this Annual Report on Form 10-K of Avis Budget Group, Inc. for the year ended December 31, 2016.

/s/ DELOITTE & TOUCHE LLP
New York, New York
February 21, 2017

SECTION 302 CERTIFICATION

I, Larry D. De Shon, certify that:

1. I have reviewed this annual report on Form 10-K of Avis Budget Group, Inc.;
2. Based on my knowledge, this report does not contain any untrue statement of a material fact or omit to state a material fact necessary to make the statements made, in light of the circumstances under which such statements were made, not misleading with respect to the period covered by this report;
3. Based on my knowledge, the financial statements, and other financial information included in this report, fairly present in all material respects the financial condition, results of operations and cash flows of the registrant as of, and for, the periods presented in this report;
4. The registrant's other certifying officer(s) and I are responsible for establishing and maintaining disclosure controls and procedures (as defined in Exchange Act Rules 13a-15(e) and 15d-15(e)) and internal control over financial reporting (as defined in Exchange Act Rules 13a-15(f) and 15d-15(f)) for the registrant and have:
 - a) Designed such disclosure controls and procedures, or caused such disclosure controls and procedures to be designed under our supervision, to ensure that material information relating to the registrant, including its consolidated subsidiaries, is made known to us by others within those entities, particularly during the period in which this report is being prepared;
 - b) Designed such internal control over financial reporting, or caused such internal control over financial reporting to be designed under our supervision, to provide reasonable assurance regarding the reliability of financial reporting and the preparation of financial statements for external purposes in accordance with generally accepted accounting principles;
 - c) Evaluated the effectiveness of the registrant's disclosure controls and procedures and presented in this report our conclusions about the effectiveness of the disclosure controls and procedures, as of the end of the period covered by this report based on such evaluation; and
 - d) Disclosed in this report any change in the registrant's internal control over financial reporting that occurred during the registrant's most recent fiscal quarter (the registrant's fourth fiscal quarter in the case of an annual report) that has materially affected, or is reasonably likely to materially affect, the registrant's internal control over financial reporting; and
5. The registrant's other certifying officer(s) and I have disclosed, based on our most recent evaluation of internal control over financial reporting, to the registrant's auditors and the audit committee of the registrant's board of directors (or persons performing the equivalent functions):
 - a) All significant deficiencies and material weaknesses in the design or operation of internal control over financial reporting which are reasonably likely to adversely affect the registrant's ability to record, process, summarize and report financial information; and
 - b) Any fraud, whether or not material, that involves management or other employees who have a significant role in the registrant's internal control over financial reporting.

Date: February 21, 2017

/s/ Larry D. De Shon

Chief Executive Officer and
Director

SECTION 302 CERTIFICATION

I, David B. Wyshner, certify that:

1. I have reviewed this annual report on Form 10-K of Avis Budget Group, Inc.;
2. Based on my knowledge, this report does not contain any untrue statement of a material fact or omit to state a material fact necessary to make the statements made, in light of the circumstances under which such statements were made, not misleading with respect to the period covered by this report;
3. Based on my knowledge, the financial statements, and other financial information included in this report, fairly present in all material respects the financial condition, results of operations and cash flows of the registrant as of, and for, the periods presented in this report;
4. The registrant's other certifying officer(s) and I are responsible for establishing and maintaining disclosure controls and procedures (as defined in Exchange Act Rules 13a-15(e) and 15d-15(e)) and internal control over financial reporting (as defined in Exchange Act Rules 13a-15(f) and 15d-15(f)) for the registrant and have:
 - a) Designed such disclosure controls and procedures, or caused such disclosure controls and procedures to be designed under our supervision, to ensure that material information relating to the registrant, including its consolidated subsidiaries, is made known to us by others within those entities, particularly during the period in which this report is being prepared;
 - b) Designed such internal control over financial reporting, or caused such internal control over financial reporting to be designed under our supervision, to provide reasonable assurance regarding the reliability of financial reporting and the preparation of financial statements for external purposes in accordance with generally accepted accounting principles;
 - c) Evaluated the effectiveness of the registrant's disclosure controls and procedures and presented in this report our conclusions about the effectiveness of the disclosure controls and procedures, as of the end of the period covered by this report based on such evaluation; and
 - d) Disclosed in this report any change in the registrant's internal control over financial reporting that occurred during the registrant's most recent fiscal quarter (the registrant's fourth fiscal quarter in the case of an annual report) that has materially affected, or is reasonably likely to materially affect, the registrant's internal control over financial reporting; and
5. The registrant's other certifying officer(s) and I have disclosed, based on our most recent evaluation of internal control over financial reporting, to the registrant's auditors and the audit committee of the registrant's board of directors (or persons performing the equivalent functions):
 - a) All significant deficiencies and material weaknesses in the design or operation of internal control over financial reporting which are reasonably likely to adversely affect the registrant's ability to record, process, summarize and report financial information; and
 - b) Any fraud, whether or not material, that involves management or other employees who have a significant role in the registrant's internal control over financial reporting.

Date: February 21, 2017

/s/ David B. Wyshner

President and
Chief Financial Officer

**CERTIFICATION OF CEO AND CFO PURSUANT TO
18 U.S.C. SECTION 1350,
AS ADOPTED PURSUANT TO
SECTION 906 OF THE SARBANES-OXLEY ACT OF 2002**

In connection with the Annual Report of Avis Budget Group, Inc. (the "Company") on Form 10-K for the period ended December 31, 2016, as filed with the Securities and Exchange Commission on the date hereof (the "Report"), Larry D. De Shon, as Chief Executive Officer of the Company, and David B. Wyshner, as Chief Financial Officer of the Company, each hereby certifies, pursuant to 18 U.S.C. Section 1350, as adopted pursuant to Section 906 of the Sarbanes-Oxley Act of 2002, that, to the best of his knowledge:

- (1) The Report fully complies with the requirements of Section 13(a) or 15(d) of the Securities Exchange Act of 1934; and
- (2) The information contained in the Report fairly presents, in all material respects, the financial condition and results of operations of the Company.

This certification accompanies the Report pursuant to Section 906 of the Sarbanes-Oxley Act of 2002 and shall not, except to the extent required by the Sarbanes-Oxley Act of 2002, be deemed filed by the Company for purposes of Section 18 of the Securities Exchange Act of 1934, as amended.

/s/ LARRY D. DE SHON

Larry D. De Shon
Chief Executive Officer and Director
February 21, 2017

/s/ DAVID B. WYSHNER

David B. Wyshner
President and Chief Financial Officer
February 21, 2017